

# HARDWARE

## A

Alarms and Panic Bars, Exit .....	441-442
Anti-slip Items .....	469

## B

Bar .....	
Rail .....	450
Stool Swivels .....	450
Bars, Panic .....	441-442
Blender Clutch Removal, Unclutchable™ .....	468
Bolts .....	454
Brackets and Bracket Clips .....	448-449
Brushes .....	461-462
Bucket Openers .....	468
Bullet Feet .....	426-427
Bumpers .....	421, 432

## C

Cable, Equipment Restraining .....	421
Caps, End .....	432
Casterboot™ .....	420
Casters and Caster Wrenches .....	416-420
Catches .....	447
Chain, Sash .....	452
Clamp, Kick Plate Spring .....	426
Cleaner, Plastic .....	449
Clips, Bracket .....	449
Closers, Door .....	440
Cloths, Polishing .....	470
Coat Hooks .....	452

## D

Deburring Tool, Adjustable .....	466
Dials .....	445-446
Digital Multimeter .....	463
Door .....	
Closers .....	440
Hardware .....	442-444
Holders .....	443-444
Pulls .....	438
Sheaves .....	436-437
Stops .....	444
Drawer Slides .....	436
Drill Bits .....	461

## E

Elbows .....	451
Eliason® Door Parts .....	See Refrigeration
End Caps .....	432
Epoxy and Epoxy Putty .....	471
Exit Bars and Alarms .....	441-442

## F

Face Mask, Disposable .....	468
Fan Blade/Blower Wheel Puller .....	466
Fasteners and Fastener Kits .....	453, 455-457
Feet, Bullet .....	426-427
Finishing Strips, Stainless Steel .....	452
Food Grade Lubricants .....	471-472
Funnel, Plastic .....	468

## G

Gas .....	
Pressure Test Kits .....	467
Valve Handles .....	445
Gauges, Pressure .....	467
Glass .....	
Capping .....	437

Cleaner .....	449
Cutter, Gauge Glass .....	461
Glides .....	427-431
Goggles, Safety .....	468
Grease, Food Grade .....	471-472

## H

Handles .....	445
Hasps .....	443
Hinges .....	439, 450
Holders, Door .....	443-444
Hooks, Coat .....	452

## I

Inspection Mirrors .....	462
--------------------------	-----

## K

Kick Plate Spring Clamp .....	426
Kick Plates .....	444
Kits .....	
Allen Head Set Screw .....	458
Caster Brake .....	420
Electrical Strain Relief Bushing .....	457
E-ring .....	457
Fastener .....	455-457
Gas Pressure Test .....	467
Hole Saw .....	464
Metal Punch .....	464
Orifice Drill .....	467
Retaining Ring .....	457
Roll Pin .....	458
Spring .....	458
Threaded Insert Tool .....	464
Knife .....	
Sharpeners .....	465
Utility .....	468
Knobs .....	445-446

## L

Latches .....	447
Legs and Leg Sockets .....	422-425
Lever/Twist Waste Tool .....	466
Lifting/Carrying Tool .....	466
Locks .....	442-443
Lubricants, Food Grade .....	471-472

## M

Magic Sliders™ .....	432
Manometer, Water-type .....	467
Mask, Face .....	468
Match Holder, Extendible .....	467
Mirrors and Parts, Convex .....	440
Mirrors, Inspection .....	462
Multimeter, Digital .....	463

## N

Nuts and Washers .....	453-454
Nylon Hook & Loop Strips .....	459

## P

Paint, Spray .....	470
Panic Bars .....	441-442
Pencils, Sheet Metal Marking .....	466
Pin Vise .....	467
Plastic Cleaner .....	449
Plates .....	444
Polish and Polishing Cloths .....	470

Pressure Gauges .....	467
Puller, Fan Blade/Blower Wheel .....	466
Pulls .....	438
Push/Pull Plates .....	444
Putty, Epoxy .....	471

## R

Rail, Service Bar .....	450
Reamer .....	467
Restraining Cable, Equipment .....	421
Rivet Gun .....	460
Rivets .....	454, 460
Rollers .....	433-435

## S

Sash Chain .....	452
Screwdrivers .....	460
Screws .....	453, 455-456
Sharpeners, Knife and Scissor .....	465
Sheaves, Door .....	436-437
Sheet Metal Marking Pencils .....	466
Shelf Standard .....	449
Shelving Brackets .....	448-449
Silicone Sealant and Release .....	472
Sliders™, Magic .....	432
Slides, Drawer .....	436
Sliding Door Hardware .....	437
Spray Paint .....	470
Spring Clamp, Kick Plate .....	426
Stops, Door .....	444
Storage Boxes .....	459
Superlevel® Glides .....	428
Swivels, Bar Stool .....	450

## T

Table Shox® Glides .....	429
Tape .....	469
Tape Dispenser, Wire Marker .....	463
Tape Measures .....	459
Taps for Stainless Steel .....	461
Tester, Digital Clamp-on .....	463
Threaded Inserts .....	464
Tools .....	453, 459-468
Tracks .....	437
Tubing .....	
Cutter .....	462
Stainless Steel .....	451
Twist/Lever Waste Tool .....	466

## U

Unclutchable™ Blender Clutch Removal .....	468
Utility Knives .....	468

## W

Wall Fasteners, Wing-It™ .....	453
Washers and Nuts .....	453-454
Waste Tool, Lever/Twist .....	466
Wheel Puller, Fan Blade .....	466
Wheels, Replacement Caster .....	419
Wire .....	
Marker Tape Dispenser .....	463
Ties .....	459
Wobble Wedges® .....	429
Wrenches, Caster .....	417

## CHOOSING A CASTER

When replacing casters, try to match the new set as closely as possible to the originals. Upgrading a set of casters to a heavier duty type is recommended if casters are prone to excessive wear.

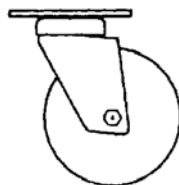
When adding a set of casters, consider the weight and size of the equipment as well as the floor conditions. A heavy piece of equipment should have large wheels to hold the weight and provide easy rolling. Floors that are rough can cause rubber caster wheels to wear quickly. Floors that are exposed to grease, oil, or heavy detergents can also cause deterioration. In both cases, a caster with a polyurethane wheel will last longer than a caster that has a rubber wheel. More information on selecting casters is provided below.

### CASTER TYPES

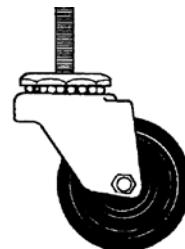


**SWIVEL STEM CASTERS** – The stem of these casters fits inside of a leg. The stem is tightened to expand the rubber sleeve and "lock" the caster into the leg.

- Casters for 1" tubing are generally used on freestanding shelving and carts
- Casters for 1½" tubing are generally used on work tables and equipment stands



**PLATE MOUNT CASTERS** – These casters usually are used on equipment. The mounting holes in the plate are commonly elongated for easier mounting and alignment.



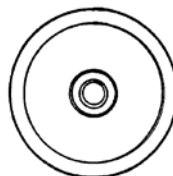
**THREADED STEM CASTERS** – These casters are installed on equipment with a threaded hole, or where a caster can be secured with a nut. They are also ideal for replacing stud mount (threaded) legs on a piece of equipment.

### WHEEL TYPES



#### BLACK AND GRAY RUBBER WHEELS

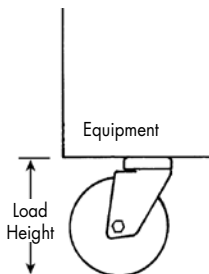
These wheels are made with a TPR tread material which is bonded to a polyolefin black core. This construction offers superior performance, silent operation, and resistance to all common chemicals. The medium-duty wheels are supplied with Delrin bearings, and the standard-duty wheels have plain bearings.



#### POLYURETHANE WHEELS

These wheels are made with gray, non-marking polyurethane tread material which is mechanically locked to a gray polyolefin core. This construction makes these wheels virtually indestructible and shock resistant to sudden impacts. In addition to rolling ease and quiet operation, these wheels are resistant to water, acids, oil, and common chemicals. The medium-duty wheels are supplied with precision ball bearings, and the standard-duty wheels have Delrin bearings.


### UNDERSTANDING SPECIFICATIONS



**INSTITUTIONAL GRADE** – This is the highest grade of caster available for the foodservice industry.

**LOAD HEIGHT** – This is the distance a caster raises a piece of equipment off the floor or the overall height of the caster when mounted. It is important when replacing casters because the new casters may cause the equipment to sit higher or lower if the load height is different from the original set.

**LOAD CAPACITY** – This is the total weight a set of 4 casters can carry while the equipment is in motion.



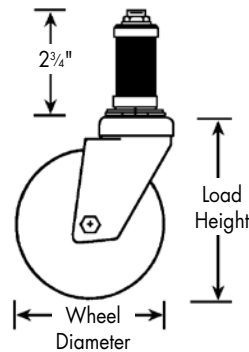
#### HOW TO MEASURE TUBING AND PIPE

- Tubing has a thinner wall thickness than pipe
- Tubing is measured from the outside diameter
- Pipe is measured from the inside diameter
- To determine pipe size, measure the male (threaded) end of the pipe:

If OD is 1¼" and under, subtract ¼".

If OD is 1⅝" and over, subtract ⅜".

## SWIVEL STEM CASTERS



### STANDARD-DUTY CASTERS WITH PLAIN BEARINGS

- 1 $\frac{1}{8}$ " wheel width
- $\frac{5}{16}$ " axle bolt diameter
- Non-marking wheels

ITEM No.	WHEEL DIAMETER	LOAD HEIGHT	BRAKE	LOAD CAPACITY*	FOR TUBING OD
<b>BLACK RUBBER WHEEL WITH PLASTIC HUB</b>					
120-1058	4"	4 $\frac{3}{4}$ "	no	460 lb	1"
120-1059	4"	4 $\frac{3}{4}$ "	yes	460 lb	1"
120-1066	4"	4 $\frac{3}{4}$ "	no	460 lb	1 $\frac{1}{2}$ "†
120-1067	4"	4 $\frac{3}{4}$ "	yes	460 lb	1 $\frac{1}{2}$ "†
120-1075	4"	4 $\frac{3}{4}$ "	no	460 lb	1 $\frac{1}{8}$ "
120-1076	4"	4 $\frac{3}{4}$ "	yes	460 lb	1 $\frac{1}{8}$ "
120-1117	5"	5 $\frac{3}{4}$ "	no	500 lb	1"
120-1118	5"	5 $\frac{3}{4}$ "	yes	500 lb	1"
120-1130	5"	5 $\frac{3}{4}$ "	no	500 lb	1 $\frac{1}{2}$ "†
120-1131	5"	5 $\frac{3}{4}$ "	yes	500 lb	1 $\frac{1}{2}$ "†
120-1147	5"	5 $\frac{3}{4}$ "	no	500 lb	1 $\frac{1}{8}$ "
120-1148	5"	5 $\frac{3}{4}$ "	yes	500 lb	1 $\frac{1}{8}$ "
<b>GRAY RUBBER WHEEL WITH PLASTIC HUB</b>					
120-1070	4"	4 $\frac{3}{4}$ "	no	460 lb	1 $\frac{1}{8}$ "
120-1071	4"	4 $\frac{3}{4}$ "	yes	460 lb	1 $\frac{1}{8}$ "
120-1079	5"	5 $\frac{3}{4}$ "	no	500 lb	1"
120-1132	5"	5 $\frac{3}{4}$ "	no	500 lb	1 $\frac{1}{8}$ "
120-1133	5"	5 $\frac{3}{4}$ "	yes	500 lb	1 $\frac{1}{8}$ "
<b>POLYURETHANE WHEEL WITH PLASTIC HUB</b>					
120-1062	4"	4 $\frac{3}{4}$ "	no	600 lb	1 $\frac{1}{2}$ "†
120-1045	4"	4 $\frac{3}{4}$ "	yes	600 lb	1"
120-1063	4"	4 $\frac{3}{4}$ "	yes	600 lb	1 $\frac{1}{2}$ "†
120-1072	4"	4 $\frac{3}{4}$ "	no	600 lb	1 $\frac{1}{8}$ "
120-1073	4"	4 $\frac{3}{4}$ "	yes	600 lb	1 $\frac{1}{8}$ "
120-1044	4"	4 $\frac{3}{4}$ "	no	800 lb	1"
120-1181	5"	5 $\frac{3}{4}$ "	yes	640 lb	1 $\frac{1}{2}$ "†
120-1182	5"	5 $\frac{3}{4}$ "	no	640 lb	1 $\frac{1}{2}$ "†
120-1142	5"	5 $\frac{3}{4}$ "	no	640 lb	1 $\frac{1}{8}$ "
120-1143	5"	5 $\frac{3}{4}$ "	yes	640 lb	1 $\frac{1}{8}$ "

\* Load capacity per set of 4

† Casters for 1 $\frac{1}{2}$ " OD tubing can be used for 1 $\frac{1}{4}$ " pipe.



### CASTER WRENCH KIT

No. 142-1506

- For attaching and tightening stem casters to equipment
- Kit includes: 3 "flat" steel wrenches: 1 $\frac{1}{2}$ " open, 1 $\frac{1}{2}$ " hex-head, and  $\frac{3}{4}$ " hex-head

### MEDIUM-DUTY CASTERS

- 1 $\frac{1}{4}$ " wheel width
- $\frac{3}{8}$ " axle bolt diameter
- Non-marking wheels

ITEM No.	WHEEL DIAMETER	LOAD HEIGHT	BRAKE	LOAD CAPACITY*	FOR TUBING OD
<b>BLACK RUBBER WHEEL WITH PLASTIC HUB</b>					
• Delrin bearing					
120-1005	3 $\frac{1}{2}$ "	4 $\frac{1}{2}$ "	no	900 lb	1"
120-1006	3 $\frac{1}{2}$ "	4 $\frac{1}{2}$ "	yes	900 lb	1"
120-1024	3 $\frac{1}{2}$ "	4 $\frac{1}{2}$ "	no	900 lb	1 $\frac{1}{2}$ "†
120-1025	3 $\frac{1}{2}$ "	4 $\frac{1}{2}$ "	yes	900 lb	1 $\frac{1}{2}$ "†
120-1033	3 $\frac{1}{2}$ "	4 $\frac{1}{2}$ "	no	900 lb	1 $\frac{1}{8}$ "
120-1034	3 $\frac{1}{2}$ "	4 $\frac{1}{2}$ "	yes	900 lb	1 $\frac{1}{8}$ "
120-1088	5"	6 $\frac{1}{8}$ "	no	1000 lb	1"
120-1089	5"	6 $\frac{1}{8}$ "	yes	1000 lb	1"
120-1122	5"	6 $\frac{1}{8}$ "	no	1000 lb	1 $\frac{1}{2}$ "†
120-1123	5"	6 $\frac{1}{8}$ "	yes	1000 lb	1 $\frac{1}{2}$ "†
120-1134	5"	6 $\frac{1}{8}$ "	no	1000 lb	1 $\frac{1}{8}$ "
120-1135	5"	6 $\frac{1}{8}$ "	yes	1000 lb	1 $\frac{1}{8}$ "
<b>GRAY RUBBER WHEEL WITH PLASTIC HUB</b>					
• Ball bearing					
120-1026	3 $\frac{1}{2}$ "	4 $\frac{1}{2}$ "	no	900 lb	1 $\frac{1}{2}$ "†
120-1027	3 $\frac{1}{2}$ "	4 $\frac{1}{2}$ "	yes	900 lb	1 $\frac{1}{2}$ "†
120-1035	3 $\frac{1}{2}$ "	4 $\frac{1}{2}$ "	no	900 lb	1 $\frac{1}{8}$ "
120-1036	3 $\frac{1}{2}$ "	4 $\frac{1}{2}$ "	yes	900 lb	1 $\frac{1}{8}$ "
120-1090	5"	6 $\frac{1}{8}$ "	no	1000 lb	1"
120-1091	5"	6 $\frac{1}{8}$ "	yes	1000 lb	1"
120-1124	5"	6 $\frac{1}{8}$ "	no	1000 lb	1 $\frac{1}{2}$ "†
120-1125	5"	6 $\frac{1}{8}$ "	yes	1000 lb	1 $\frac{1}{2}$ "†
120-1136	5"	6 $\frac{1}{8}$ "	no	1000 lb	1 $\frac{1}{8}$ "
120-1137	5"	6 $\frac{1}{8}$ "	yes	1000 lb	1 $\frac{1}{8}$ "

### POLYURETHANE WHEEL WITH PLASTIC HUB

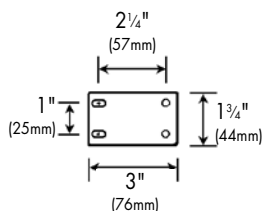
- Ball bearing

120-1009	3 $\frac{1}{2}$ "	4 $\frac{1}{2}$ "	no	1000 lb	1"
120-1010	3 $\frac{1}{2}$ "	4 $\frac{1}{2}$ "	yes	1000 lb	1"
120-1028	3 $\frac{1}{2}$ "	4 $\frac{1}{2}$ "	no	1000 lb	1 $\frac{1}{2}$ "†
120-1029	3 $\frac{1}{2}$ "	4 $\frac{1}{2}$ "	yes	1000 lb	1 $\frac{1}{2}$ "†
120-1037	3 $\frac{1}{2}$ "	4 $\frac{1}{2}$ "	no	1000 lb	1 $\frac{1}{8}$ "
120-1038	3 $\frac{1}{2}$ "	4 $\frac{1}{2}$ "	yes	1000 lb	1 $\frac{1}{8}$ "
120-1092	5"	6 $\frac{1}{8}$ "	no	1200 lb	1"
120-1093	5"	6 $\frac{1}{8}$ "	yes	1200 lb	1"
120-1126	5"	6 $\frac{1}{8}$ "	no	1200 lb	1 $\frac{1}{2}$ "†
120-1127	5"	6 $\frac{1}{8}$ "	yes	1200 lb	1 $\frac{1}{2}$ "†
120-1138	5"	6 $\frac{1}{8}$ "	no	1200 lb	1 $\frac{1}{8}$ "
120-1139	5"	6 $\frac{1}{8}$ "	yes	1200 lb	1 $\frac{1}{8}$ "

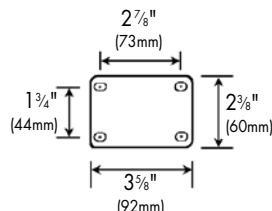
\* Load capacity per set of 4

† Casters for 1 $\frac{1}{2}$ " OD tubing can be used for 1 $\frac{1}{4}$ " pipe.

## SWIVEL PLATE CASTERS



Standard-duty



Medium-duty



### STANDARD-DUTY CASTERS

- 5/16" axle bolt
- 1 5/16" (24mm) wheel width
- Ball bearing swivel
- Non-marking wheels

ITEM No.	WHEEL DIAMETER	LOAD HEIGHT	BRAKE	LOAD CAPACITY*
<b>BLACK RUBBER WHEEL WITH PLASTIC HUB</b>				
<b>120-1019</b>	3" (76mm)	3 3/4" (95mm)	no	400 lb (181kg)
<b>120-1020</b>	3" (76mm)	3 3/4" (95mm)	yes	400 lb (181kg)
<b>120-1052</b>	4" (102mm)	4 3/4" (121mm)	no	460 lb (209kg)
<b>120-1053</b>	4" (102mm)	4 3/4" (121mm)	yes	460 lb (209kg)
<b>120-1107</b>	5" (127mm)	6" (152mm)	no	500 lb (227kg)
<b>120-1108</b>	5" (127mm)	6" (152mm)	yes	500 lb (227kg)

### POLYURETHANE WHEEL WITH PLASTIC HUB

<b>120-1011</b>	3" (76mm)	3 3/4" (95mm)	no	500 lb (227kg)
<b>120-1012</b>	3" (76mm)	3 3/4" (95mm)	yes	500 lb (227kg)
<b>120-1048</b>	4" (102mm)	4 3/4" (121mm)	no	600 lb (272kg)
<b>120-1049</b>	4" (102mm)	4 3/4" (121mm)	yes	600 lb (272kg)
<b>120-1097</b>	5" (127mm)	5 3/4" (146mm)	no	640 lb (290kg)
<b>120-1098</b>	5" (127mm)	5 3/4" (146mm)	yes	640 lb (290kg)

\*Load capacity per set of 4

### MEDIUM-DUTY CASTERS

- 1 1/4" (32mm) wheel width
- 3/8" axle bolt
- Ball bearing swivel
- Non-marking wheels

ITEM No.	WHEEL DIAMETER	LOAD HEIGHT	BRAKE	LOAD CAPACITY*
<b>BLACK RUBBER WHEEL WITH PLASTIC HUB</b>				
<b>120-1013</b>	3 1/2" (89mm)	4 5/8" (117mm)	no	900 lb (408kg)
<b>120-1014</b>	3 1/2" (89mm)	4 5/8" (117mm)	yes	900 lb (408kg)
<b>120-1099</b>	5" (127mm)	6 1/4" (159mm)	no	1000 lb (454kg)
<b>120-1100</b>	5" (127mm)	6 1/4" (159mm)	yes	1000 lb (454kg)

### GRAY RUBBER WHEEL WITH PLASTIC HUB

<b>120-1015</b>	3 1/2" (89mm)	4 5/8" (117mm)	no	900 lb (408kg)
<b>120-1016</b>	3 1/2" (89mm)	4 5/8" (117mm)	yes	900 lb (408kg)
<b>120-1101</b>	5" (127mm)	6 1/4" (159mm)	no	1000 lb (454kg)
<b>120-1102</b>	5" (127mm)	6 1/4" (152mm)	yes	1000 lb (454kg)

### POLYURETHANE WHEEL WITH PLASTIC HUB

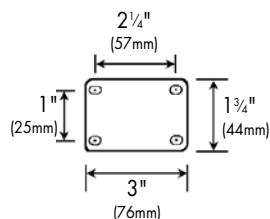
<b>120-1017</b>	3 1/2" (89mm)	4 5/8" (117mm)	no	1000 lb (454kg)
<b>120-1018</b>	3 1/2" (89mm)	4 5/8" (117mm)	yes	1000 lb (454kg)
<b>120-1103</b>	5" (127mm)	6 1/4" (159mm)	no	1200 lb (544kg)
<b>120-1104</b>	5" (127mm)	6 1/4" (159mm)	yes	1200 lb (544kg)

\*Load capacity per set of 4

### STANDARD-DUTY CASTER

No. 196-1050

- 2" (51mm) diameter wheel
- 7/8" (22mm) wheel width
- 2 3/4" (70mm) load height
- 300 lb (136kg) load capacity per set of 4
- Ball bearing
- Non-marking black polyolefin wheel



### HEAVY-DUTY CASTERS

- Ball bearing swivel
- Non-marking wheels

ITEM No.	WHEEL DIAMETER	LOAD HEIGHT	BRAKE	LOAD CAPACITY*
<b>GRAY POLYURETHANE WHEEL WITH PLASTIC HUB</b>				

- 2" (35mm) wheel width

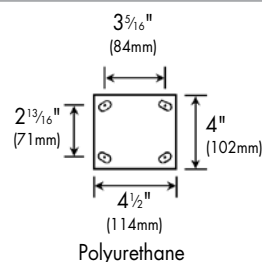
<b>120-1084</b>	5" (127mm)	6 1/2" (165mm)	no	2800 lb (1270kg)
<b>120-1085</b>	5" (127mm)	6 1/2" (165mm)	yes	2800 lb (1270kg)
<b>120-1150</b>	6" (152mm)	7 1/2" (191mm)	no	3200 lb (1451kg)
<b>120-1151</b>	6" (152mm)	7 1/2" (191mm)	yes	3200 lb (1451kg)
<b>120-1155</b>	8" (203mm)	9 1/2" (241mm)	no	3600 lb (1633kg)
<b>120-1156</b>	8" (203mm)	9 1/2" (241mm)	yes	3600 lb (1633kg)

### BLACK RUBBER WHEEL WITH PLASTIC HUB

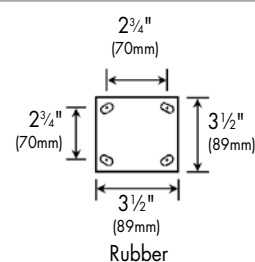
- 1 1/4" (32mm) wheel width
- Can be used to replace 6" (152mm) leg with 3 1/2" (89mm) square mounting plate

<b>120-1185</b>	5" (127mm)	6 1/8" (156mm)	no	2800 lb (1270kg)
<b>120-1186</b>	5" (127mm)	6 1/8" (156mm)	yes	2800 lb (1270kg)

\*Load capacity per set of 4



Polyurethane



Rubber



## CASTERS



### REPLACEMENT WHEELS FOR CASTERS

- Non-marking wheels
- Wheels replace those on many institutional grade casters

ITEM No.	WHEEL DIAMETER	LOAD CAPACITY	A	B	C
----------	-------------------	------------------	---	---	---

#### STANDARD-DUTY

##### BLACK RUBBER WHEEL WITH PLASTIC HUB

- Plain bearing

<b>120-1023</b>	3" (76mm)	100 (45kg)	1 <sup>5</sup> / <sub>16</sub> " (24mm)	5 <sup>1</sup> / <sub>16</sub> " (8mm)	1 1/4" (32mm)
<b>120-1061</b>	4" (102mm)	115 (52kg)	1 <sup>5</sup> / <sub>16</sub> " (24mm)	5 <sup>1</sup> / <sub>16</sub> " (8mm)	1 1/4" (32mm)
<b>120-1119</b>	5" (127mm)	125 (57kg)	1 <sup>5</sup> / <sub>16</sub> " (24mm)	5 <sup>1</sup> / <sub>16</sub> " (8mm)	1 1/4" (32mm)

##### GRAY RUBBER WHEEL WITH PLASTIC HUB

- Plain bearing

<b>120-1004</b>	3" (76mm)	100 (45kg)	1 <sup>5</sup> / <sub>16</sub> " (24mm)	5 <sup>1</sup> / <sub>16</sub> " (8mm)	1 1/4" (32mm)
<b>120-1083</b>	5" (127mm)	125 (57kg)	1 <sup>5</sup> / <sub>16</sub> " (24mm)	5 <sup>1</sup> / <sub>16</sub> " (8mm)	1 1/4" (32mm)

##### POLYURETHANE WHEEL WITH PLASTIC HUB

- Plain bearing

<b>120-1057</b>	4" (102mm)	150 (68kg)	1 <sup>5</sup> / <sub>16</sub> " (24mm)	5 <sup>1</sup> / <sub>16</sub> " (8mm)	1 1/4" (32mm)
<b>120-1116</b>	5" (127mm)	160 (73kg)	1 <sup>5</sup> / <sub>16</sub> " (24mm)	5 <sup>1</sup> / <sub>16</sub> " (8mm)	1 1/4" (32mm)

#### MEDIUM-DUTY

##### BLACK RUBBER WHEEL WITH PLASTIC HUB

- Delrin bearing

<b>120-1039</b>	3 1/2" (89mm)	225 (102kg)	1 1/4" (32mm)	1/2" (13mm)	1 1/2" (38mm)
<b>120-1096</b>	5" (127mm)	250 (113kg)	1 1/4" (32mm)	1/2" (13mm)	1 1/2" (38mm)

##### GRAY RUBBER WHEEL WITH PLASTIC HUB

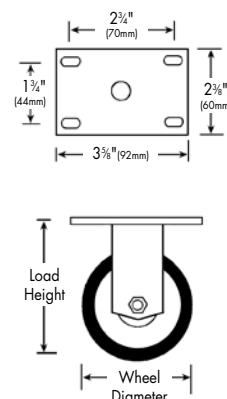
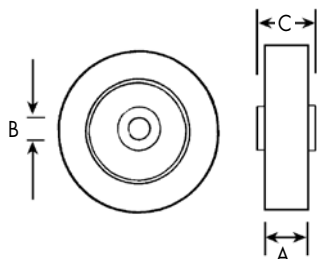
- Ball bearing

<b>120-1032</b>	3 1/2" (89mm)	225 (102kg)	1 1/4" (32mm)	3/8" (10mm)	1 5/8" (41mm)
<b>120-1082</b>	5" (127mm)	250 (113kg)	1 1/4" (32mm)	3/8" (10mm)	1 5/8" (41mm)

##### POLYURETHANE WHEEL WITH PLASTIC HUB

- Ball bearing

<b>120-1041</b>	3 1/2" (89mm)	250 (113kg)	1 1/4" (32mm)	3/8" (10mm)	1 5/8" (41mm)
<b>120-1113</b>	5" (127mm)	300 (136kg)	1 1/4" (32mm)	3/8" (10mm)	1 5/8" (41mm)



### RIGID PLATE CASTERS

- Polyurethane wheel with plastic hub

ITEM No.	WHEEL DIAMETER	LOAD HEIGHT	LOAD CAPACITY*
----------	-------------------	----------------	-------------------

#### STANDARD-DUTY

- 1<sup>5</sup>/<sub>16</sub>" (24mm) wheel width
- 5/16" axle bolt
- Plain bearing

<b>120-1022</b>	3" (76mm)	3 3/4" (95mm)	400 lb (181kg)
<b>120-1056</b>	4" (102mm)	4 3/4" (121mm)	460 lb (209kg)
<b>120-1115</b>	5" (127mm)	5 3/4" (146mm)	500 lb (227kg)

#### MEDIUM-DUTY

- 1 1/4" (29mm) wheel width
- 3/8" axle bolt
- Ball bearing

<b>120-1021</b>	3 1/2" (89mm)	4 1/2" (114mm)	900 lb (408kg)
<b>120-1114</b>	5" (127mm)	6 1/4" (159mm)	1000 lb (454kg)

\*Load capacity per set of 4

### RIGID STEM CASTERS

- Polyurethane wheel with plastic hub

#### STANDARD-DUTY

- 1<sup>5</sup>/<sub>16</sub>" wheel width
- 5/16" axle bolt diameter
- For 1 5/8" OD tubing
- Plain bearing

**No. 120-1074** 4" wheel diameter,  
4 3/4" load height

- 600 lb load capacity per set of 4

**No. 120-1146** 5" wheel diameter,  
5 3/4" load height

- 640 lb load capacity per set of 4

#### MEDIUM-DUTY

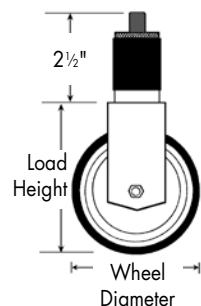
- 1 1/4" wheel width
- For 1 5/8" OD tubing
- 3/8" axle bolt
- Ball bearing

**No. 120-1040** 3 1/2" wheel diameter,  
4 3/8" load height

- 900 lb load capacity per set of 4

**No. 120-1145** 5" wheel diameter,  
6 1/8" load height

- 1200 lb load capacity per set of 4







### THREADED STEM CASTERS

- Ball bearing swivel
- Solid black rubber non-marking wheel
- 1 1/2" stem length

ITEM No.	WHEEL DIAMETER	THREAD	BRAKE	LOAD CAPACITY*
<b>STANDARD-DUTY</b>				
120-1002††	2"	3/8-16	no	320 lb
120-1030	3"	3/8-16	no	400 lb
120-1031	3"	3/8-16	yes	400 lb
120-1043**	3"	7/16-14	no	400 lb
120-1000**	3"	1/2-13	no	400 lb
245-1025†††	3"	1/2-13	yes	1000 lb
245-1026†††	3"	1/2-13	no	1000 lb
120-1068	4"	3/8-16	no	460 lb
120-1069	4"	3/8-16	yes	460 lb
120-1078**	4"	7/16-14	no	460 lb
120-1149**	5"	7/16-14	no	500 lb
120-1001	5"	1/2-13	no	500 lb

### MEDIUM-DUTY

120-1042**	3"	7/16-14	no	500 lb
120-1077**	4"	7/16-14	no	660 lb
120-1060**†	4"	1/2-13	no	660 lb
120-1094††	5"	1/2-13	no	1000 lb
120-1095††	5"	1/2-13	yes	1000 lb
120-1140***	5"	3/8-11	no	1000 lb
120-1141***	5"	3/8-11	yes	1000 lb

\* Load capacity per set of 4

\*\* To add a brake, see brake kit

\*\*\*Donut-shaped gray non-marking wheel

† Gray non-marking wheel

†† Black plastic hub

†††Blue polyurethane wheel



### CASTER BRAKE KIT

#### No. 120-1175

- Easy to install on the above threaded stem casters marked with a double asterisk (\*\*)
- Kit includes: brake disk, brake lever, and 2 axles for different wheel widths

## CASTERS



### SWIVEL DOLLY CASTERS

- Large top plate
- General-duty

#### No. 120-1172 2" (51mm) diameter wheel

- 1 7/8" x 2 5/8" (48mm x 67mm) top plate
- 1" x 2 1/8" (25mm x 54mm) screw centers
- 1" (25mm) wheel width
- 2 1/2" (64mm) load height
- 500 lb (227kg) load capacity per set of 4
- Hard rubber wheel

#### No. 136-1050 2 1/4" (57mm) wheel diameter

- With brake
- 2 1/2" x 3 5/8" (64mm x 92mm) top plate
- 1 3/4" x 3" (44mm x 76mm) screw centers
- 1 3/4" (44mm) wheel width
- 3 5/8" (92mm) load height
- 400 lb (181kg) load capacity per set of 4
- Black polyolefin wheel

#### No. 120-1173 3" (76mm) diameter wheel

- 3 1/2" x 4 1/8" (79mm x 105mm) top plate
- 2 3/8" x 3 5/8" (60mm x 86mm) screw centers
- 1 1/4" (32mm) wheel width
- 3 13/16" (97mm) load height
- 720 lb (327kg) load capacity per set of 4
- Hard rubber wheel

#### No. 120-1174 4" (102mm) diameter wheel

- 4" x 5" (102mm x 127mm) top plate
- 3" x 4" (76mm x 102mm) screw centers
- 1 5/8" (41mm) wheel width
- 5" (127mm) load height
- 1500 lb (680kg) load capacity per set of 4
- Hard rubber wheel



### DUAL WHEEL SWIVEL CASTER

#### No. 120-1183

- 2 independent 2" (51mm) diameter wheels
- 1/2-13 x 1 1/2" stem
- 2" (51mm) wheel width
- 2 3/4" (70mm) load height
- 800 lb (363kg) load capacity per set of 4
- Thumbscrew brake
- Solid black rubber tires



### CASTERBOOT™

- For use on banquet tables, wire shelving, stacking chairs, utility tables, etc.
- For use on 1" OD tubing
- 350 lb (159kg) load capacity per set of 4
- Aluminum boot with urethane wheel

#### No. 120-1176 Without brake

#### No. 120-1177 With brake (not shown)

### FURNITURE CASTERS

#### HOODED BLACK BALL CASTERS WITH CHROME-PLATED HOOD

#### No. 120-1162 Friction stem caster

- 5/16" x 1 1/2" (8mm x 38mm) stem

#### No. 120-1161 Friction stem caster

- With retaining ring
- 2" (50mm) wheel diameter
- 7/16" x 1 1/2" (11mm x 38mm) stem

### THREADED STEM CASTER

#### No. 232-1042

- 3/8-16 x 1" stem

### CHROME-PLATED METAL BALL CASTERS WITH WHITE NYLON TIRE

#### No. 120-1166

- 2" (51mm) wheel diameter
- 5/16" x 1 1/2" (8mm x 38mm) stem

## BUMPERS FOR ROLLING EQUIPMENT

*Provides maximum protection for walls, equipment, and fixtures*  
*All bumpers molded of non-marking gray rubber*



### ROUND BUMPER

**No. 133-1099**


- $1\frac{5}{16}$ " H x  $3\frac{1}{4}$ " D (24mm x 83mm)
- $\frac{3}{8}$ " (10mm) hole diameter
- Steel reinforced



### WHEEL BUMPER

**No. 120-1111**

- For 1", 1½" and 1⅝" OD tubing casters
- 5" diameter
- Steel reinforced



### STRIP BUMPER SYSTEM

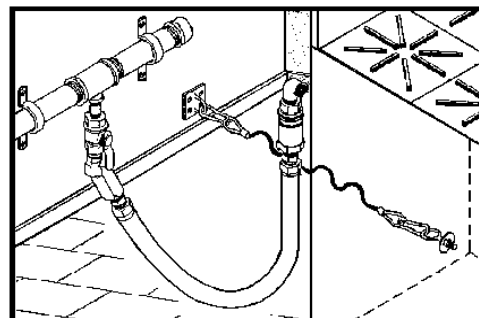
1. **No. 133-1098** Corner bumper
  - $\frac{7}{8}$ " H x 1" W (22mm x 25mm)
  - $3\frac{3}{4}$ " (95mm) length per side
  - Includes screw plugs for concealed mounting
2. **No. 133-1193** Strip bumper
  - 6' (1829mm) length
  - Metal channel for concealed mounting
  - Gray rubber
3. **No. 133-1192** End cap
  - 1" x 3" (25mm x 76mm)
4. **No. 133-1191** Corner connector
  - 1" x  $3\frac{3}{8}$ " (25mm x 86mm)



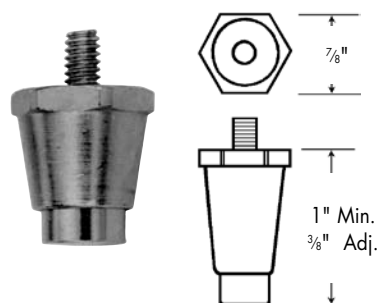
### EQUIPMENT RESTRAINING CABLE by DORMONT®

**No. 133-1024**

- Limits movement of equipment to protect gas hoses and electrical connections
- A must for equipment on casters
- Adjusts to 6' (1829mm) long
- Restraining cable must be adjusted shorter than the gas or electrical connection
- Includes mounting hardware



## LEGS

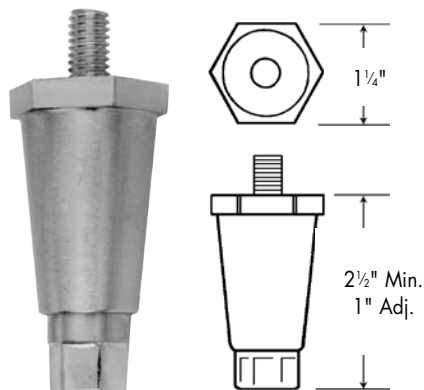


## SMALL LEGS

- No. 119-1009** Black plastic  
**No. 119-1004** Chrome-plated plastic
- 1/4-20 mounting stud
- No. 119-1079** Leg with non-skid foot
- 1/4-20 mounting stud
  - Chrome-plated plastic

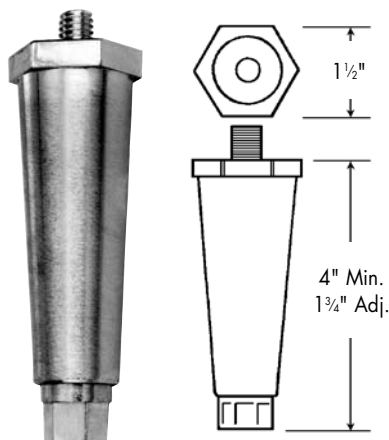
THREAD  
CONVERTER**No. 119-1084**

- Converts 1/4-20 thread to 3/8-16 thread



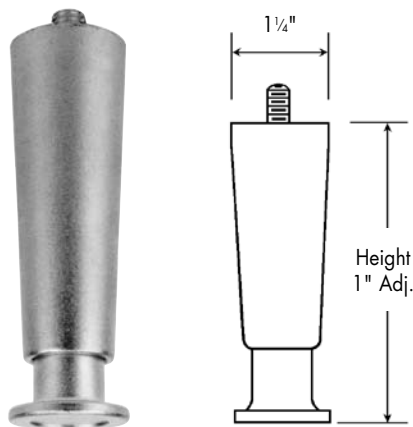
## COUNTER APPLIANCE LEGS

- 3/8-16 mounting stud
- No. 119-1011** Black heat resistant plastic  
**No. 119-1012** Gray heat resistant plastic

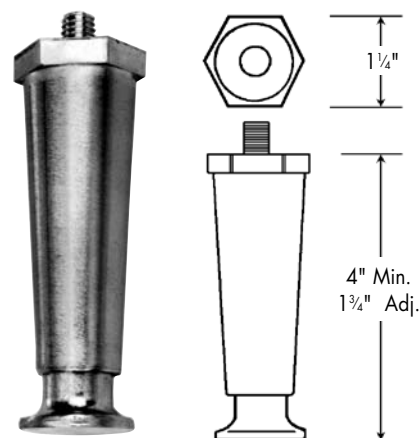


## COUNTER APPLIANCE LEGS

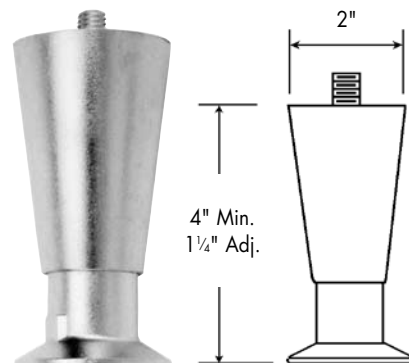
- No. 119-1017** Zinc die-cast, satin nickel finish  
**No. 119-1015** Black heat resistant plastic  
**No. 119-1016** Gray heat resistant plastic
- 3/8-16 mounting stud
- No. 119-1080** Black heat resistant plastic
- 1/4-20 mounting stud
- No. 119-1010** Zinc die-cast, satin nickel finish
- Commonly used on Hobart (GE)
  - 3/8-18 mounting stud

APPLIANCE LEGS WITH  
FLANGED FOOT

- 3/8-16 mounting stud
  - 8000 lb load capacity per set of 4
  - Zinc die-cast
- No. 119-1013** 2 1/2" high
- Satin nickel finish
- No. 119-1081** 4" high
- Matte nickel finish

COUNTER APPLIANCE LEGS  
WITH FLANGED FOOT

- 3/8-16 mounting stud
- No. 119-1018** Zinc die-cast, satin nickel finish  
**No. 119-1078** Black heat resistant plastic  
**No. 119-1077** Chrome-plated heat resistant plastic

APPLIANCE LEGS WITH  
FLANGED FOOT

- 3/8-16 mounting stud
  - 8000 lb load capacity per set of 4
- No. 119-1082** Black thermoplastic with matte nickel foot
- No. 119-1083** Nickel-plated thermoplastic with matte nickel foot

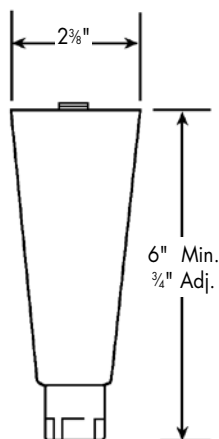
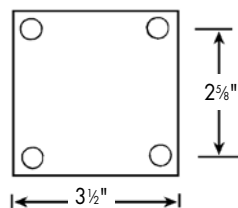


## LEGS

**BLACK PLASTIC EQUIPMENT LEGS**

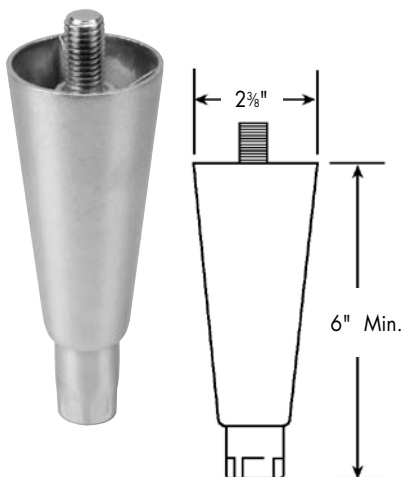
- 8000 lb (3629kg) load capacity per set of 4
- Nickel-plated zamak foot with non-marring plastic base

1. **No. 119-1088**  $\frac{5}{8}$ -11 mounting stud
1. **No. 119-1086**  $\frac{1}{2}$ -13 mounting stud
2. **No. 119-1090**  $\frac{1}{2}$ -13 mounting stud with  $3\frac{1}{2}$ " (89mm) square removable plate

**ECONOMY EQUIPMENT LEGS**

- $\frac{1}{2}$ -13 mounting stud
- 8000 lb load capacity per set of 4
- Zinc die-cast

- No. 119-1071** Nickel finish  
**No. 119-1072** Gray epoxy finish  
**No. 119-1073** Black epoxy finish

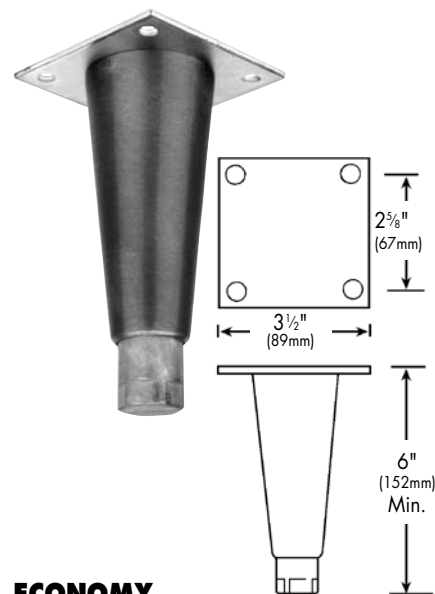
**EQUIPMENT LEGS**

- 8000 lb load capacity per set of 4
- Zinc die-cast with satin nickel finish
- Stainless steel hex foot

- No. 119-1021**  $1\frac{1}{8}$ " adjustment  
 $\frac{1}{2}$ -13 mounting stud

- No. 119-1022** 1" adjustment  
 $\frac{5}{8}$ -11 mounting stud

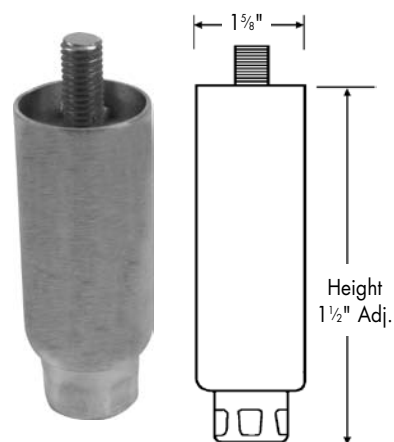
- No. 119-1024**  $1\frac{1}{8}$ " adjustment  
 $\frac{5}{8}$ -11 mounting stud

**ECONOMY EQUIPMENT LEGS**

- Removable mounting plate
- 8000 lb (3629kg) load capacity per set of 4
- Zinc die-cast

- No. 119-1075** Nickel finish  
 $1\frac{1}{4}$ " (32mm) height adjustment

- No. 119-1076** Black epoxy finish  
 1" (25mm) height adjustment

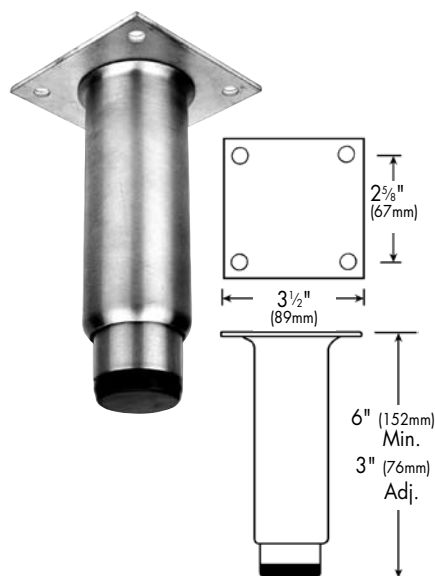
**STAINLESS STEEL EQUIPMENT LEGS**

- Heights are minimum
- 8000 lb load capacity per set of 4
- Satin finish

- No. 119-1026** 4" high  
 $\frac{1}{2}$ -13 mounting stud

- No. 119-1102** 4" high  
 $\frac{5}{8}$ -11 mounting stud

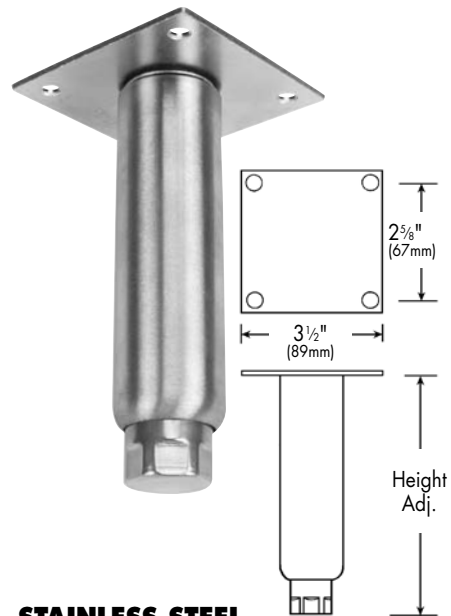
- No. 119-1030** 6" high  
 $\frac{1}{2}$ -13 mounting stud



### STAINLESS STEEL EQUIPMENT LEG

No. 119-1040

- Foot has nylon tip
- Removable mounting plate
- 8000 lb (3629kg) load capacity per set of 4
- Satin finish



### STAINLESS STEEL EQUIPMENT LEGS

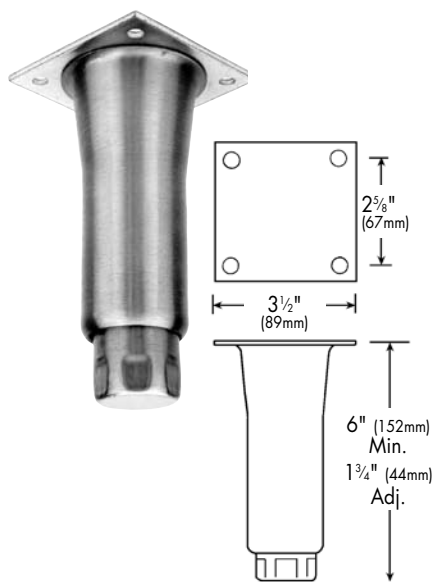
- Mounting plates are welded to legs
- 8000 lb (3629kg) load capacity per set of 4
- All heights are minimum

**No. 119-1041\*** 6" (152mm) high  
• 1 1/2" (38mm) height adjustment

**No. 119-1043** 12" (305mm) high  
• 1 1/8" (29mm) height adjustment

\*Removable plate

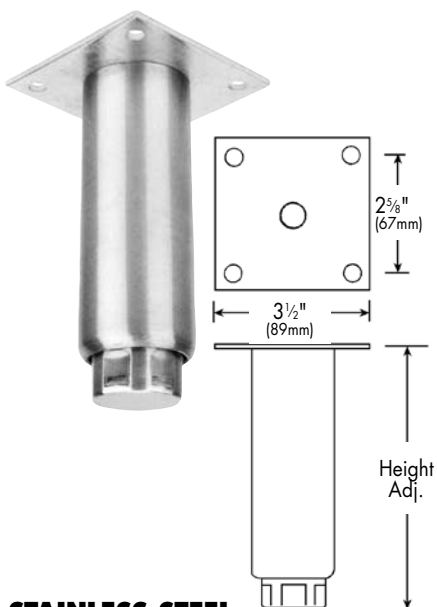
## LEGS



### STAINLESS STEEL EQUIPMENT LEG

No. 119-1039

- Removable mounting plate
- 8000 lb (3629kg) load capacity per set of 4
- Satin finish

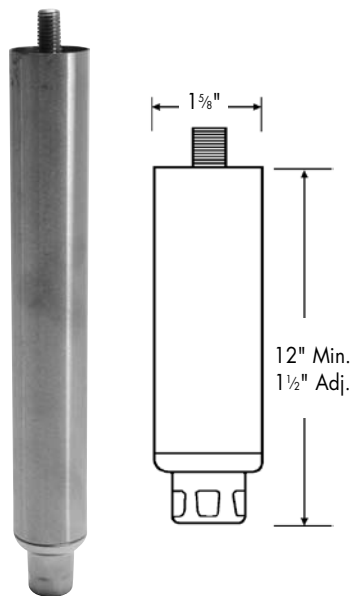


### STAINLESS STEEL EQUIPMENT LEGS

- Removable mounting plate
- 8000 lb (3629kg) load capacity per set of 4
- Satin finish

**No. 119-1085** 6" (152mm) high  
• 1 3/4" (44mm) height adjustment

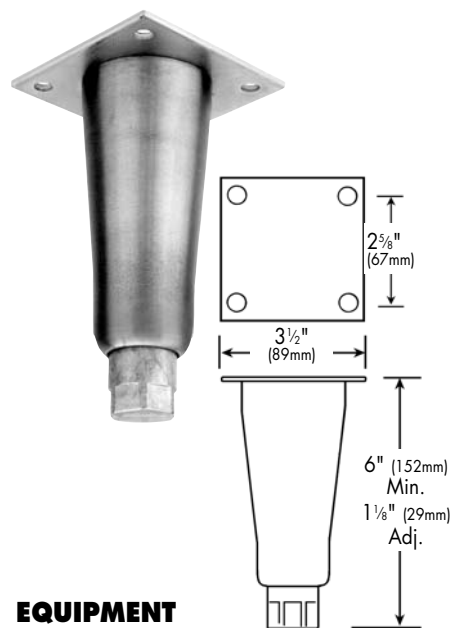
**No. 119-1045** 4" (102mm) high  
• 1 1/2" (38mm) height adjustment



### STAINLESS STEEL EQUIPMENT LEG WITH REMOVABLE FOOT

No. 119-1025

- 1/2-13 mounting stud
- 8000 lb load capacity per set of 4
- Satin finish

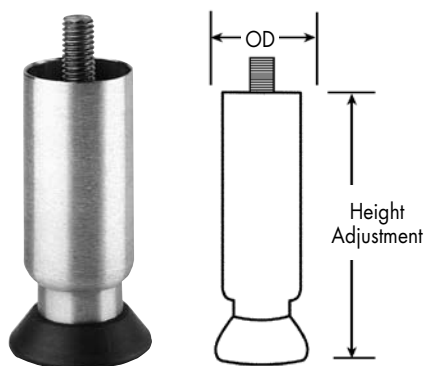


### EQUIPMENT LEG

No. 119-1035

- Removable mounting plate
- 8000 lb (3629kg) load capacity per set of 4
- Zinc die-cast
- Satin nickel finish

## LEGS


**STAINLESS STEEL EQUIPMENT LEGS**

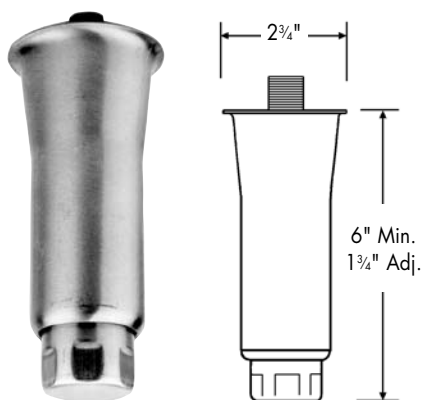

- 8000 lb load capacity per set of 4
- Stainless steel with non-marking nylon flanged toe

- No. 119-1098** 1/2-13 mounting stud
- 4" load height
  - 1 1/2" height adjustment
  - 1 5/8" OD

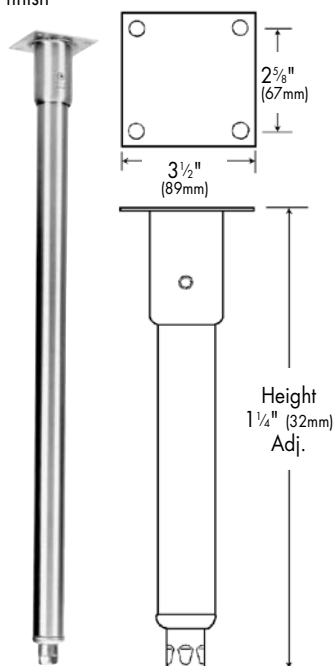
- No. 119-1099** 5/8-11 mounting stud
- 6" load height
  - 2 3/4" height adjustment
  - 2" OD


**STAINLESS STEEL EQUIPMENT LEG**
**No. 119-1028**

- Foot has nylon tip
- 3/4-10 mounting stud
- 8000 lb load capacity per set of 4
- Satin finish


**STAINLESS STEEL EQUIPMENT LEG**
**No. 119-1027**

- 3/4-10 mounting stud
- 8000 lb load capacity per set of 4
- Satin finish


**STAINLESS STEEL LONG LEG ASSEMBLIES**

- 1 5/8" OD
- Used mostly for tables
- 8000 lb (3629kg) load capacity per set of 4
- Can be easily cut to shorter lengths
- Satin finish

**No. 119-1000** 18" (457mm) high

**No. 119-1001** 24" (610mm) high

**No. 119-1002** 32" (813mm) high

**No. 119-1003** 36" (914mm) high


**LEG SOCKETS**
**1. WELD MOUNTED**

**No. 119-1069** Steel


**No. 119-1068** Stainless steel

- For 1 1/4" pipe, 1 1/2" or 1 5/8" OD tubing

**2. PLATE MOUNTED**

**No. 119-1067** Stainless steel

- For 1 1/4" pipe, 1 1/2" or 1 5/8" OD tubing
- 3 1/2" x 3 1/2" plate
- 2 5/8" screw centers


**MOUNTING PLATE**
**No. 119-1036**

- 1/2-13 thread
- 3 1/2" x 3 1/2" plate
- 2 5/8" screw centers
- Zinc-plated steel

## BULLET FEET AND ACCESSORIES



### CORNER BRACKET

No. 135-1260

- For 1 5/8" OD round tubing
- Provides strong and secure undershelf support



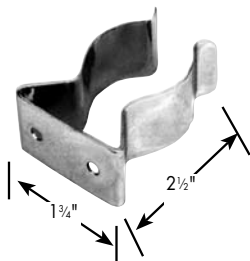
### STAINLESS STEEL TUBING

- 10' long
- Satin finish

No. 135-1189 1" OD

No. 135-1217 1 5/8" OD

*Note: 10' lengths ship by truck. Can be cut at your request. Cutting charges apply.*



### KICK PLATE SPRING CLAMP

No. 119-1063

- For attaching kick plate to equipment leg
- Fits snugly on 1 1/4" pipe, 1 1/2", 1 5/8" or 2" OD tubing



### WIDE FLANGE BULLET FOOT

No. 119-1062

- For 1 5/8" OD round tubing
- 1 1/2" holes on 2 1/2" centers
- 1 1/2" to 2 3/4" height adjustment
- 3 1/2" flange diameter
- Stainless steel



### FLANGED FOOT

No. 119-1104

- For 1" (25mm) OD square or round tubing
- Adjustable from 3/4" to 1 1/2" (19mm to 38mm)
- 1 3/16" flange diameter
- Nickel-plated



### FLANGED BULLET FOOT

No. 119-1100

- For 1 5/8" OD tubing
- 1 1/2" to 2 5/8" height adjustment
- 3 1/2" flange diameter
- 2000 lb load capacity
- Includes Posi-Grip locking ring
- Stainless steel



### BULLET FOOT

No. 119-1101

- For 1 5/8" OD tubing
- 1 1/2" to 2 5/8" height adjustment
- 2000 lb load capacity
- Stainless steel



### BULLET FOOT

No. 119-1103

- For 1 5/8" OD tubing
- 1 1/2" to 2 5/8" height adjustment
- 2000 lb load capacity
- Black plastic

### HI-RISE™ WIDE FLANGE BULLET FOOT

No. 119-1095

- Designed to meet pending OSHA requirements
- For 1 5/8" OD tubing
- 1 1/2" holes on 2 1/2" hole centers
- 1 1/2" to 4 1/2" height adjustment
- 3 1/2" flange diameter
- 2000 lb load capacity
- Stainless steel



### HI-RISE™ BULLET FOOT

No. 119-1093

- Designed to meet pending OSHA requirements
- For 1 5/8" OD tubing
- 1 1/2" to 4 1/2" height adjustment
- 2000 lb load capacity
- Stainless steel



## BULLET FEET



### BULLET FEET

- 1½" to 2¾" height adjustment
- 1000 lb load capacity
- Gray plastic body with stainless steel clad foot

**No. 119-1097** For 1½" OD round tubing

**No. 119-1096** For 1¾" OD round tubing

### BULLET FEET FOR SQUARE TUBING AND PIPE

#### NICKEL-PLATED

**No. 119-1056** For 1" OD square tubing

- 1½" to 1¾" height adjustment
- 1200 lb load capacity

#### ZINC DIE-CAST

- 2000 lb load capacity

**No. 119-1057** For 1¼" OD square tubing

- 1" to 2" height adjustment

**No. 119-1058** For 1½" OD square tubing

- 1¼" to 2¾" height adjustment

#### STAINLESS STEEL

- 2000 lb load capacity

**No. 119-1059** For 1½" OD square tubing

- 1½" to 2¾" height adjustment

**No. 119-1060** For 2" OD square tubing

- 1" to 3" height adjustment

### BULLET FEET FOR ROUND TUBING AND PIPE

#### GRAY PLASTIC

- 1¾" to 2¾" height adjustment
- 2000 lb load capacity

**No. 119-1050** For 1¼" pipe

**No. 119-1054** For 1½" OD tubing

#### ZINC DIE-CAST

- 1¼" to 2¾" height adjustment
- 2000 lb load capacity

**No. 119-1049** For 1¼" pipe

**No. 119-1053** For 1½" OD tubing

#### STAINLESS STEEL

- 1¼" to 2¾" height adjustment
- 2000 lb load capacity

**No. 119-1055** For 1¾" OD tubing

- 1½" to 2¾" height adjustment
- 2000 lb load capacity

**No. 119-1052** For 2" OD tubing

- 1" to 3" height adjustment
- 2400 lb load capacity

*Note: Bullet feet for 1¼" pipe will also fit 1½" OD tubing.*

## WOOD FURNITURE GLIDES

### SELF-LEVELING FOREVER GLIDES® FOR WOOD FURNITURE

Made from Delrin®, a lightweight, low-friction, wear-resistant plastic, these Forever Glides® are virtually indestructible and an economical way to eliminate chair and table wobble. Because Delrin will not grab or hold dirt, furniture can be moved easily without risk of floor damage.

- Consists of a retaining cup, foam leveling cushion, and reinforced plastic body
- Durable and weatherproof
- Pack of 4

#### DARK OAK COLOR

**No. 121-1156** 1" diameter

**No. 121-1157** 1¼" diameter

#### NATURAL WOOD COLOR

**No. 121-1158** 1" diameter

**No. 121-1159** 1¼" diameter



## NAIL-ON GLIDES

### NAIL-ON GLIDES FOR WOODEN FURNITURE

#### METAL WITH RUBBER CUSHION

1. **No. 121-1033** 7/8" (22mm) base diameter
1. **No. 121-1034** 1 1/16" (27mm) base diameter
1. **No. 121-1035** 1 1/2" (38mm) base diameter

#### NYLON WITH RUBBER CUSHION

2. **No. 121-1160** 1 1/8" (29mm) base diameter

#### NICKEL-PLATED BASE

3. **No. 121-1037** 3/4" (19mm) base diameter

#### PLASTIC BASE

4. **No. 121-1038** 1/2" (13mm) base diameter
4. **No. 121-1039** 3/4" (19mm) base diameter



### NAIL-ON SELF LEVELING GLIDE

**No. 121-1132**

- Automatically compensates for uneven floors
- Adjusts up to 3/8" (10mm)
- 1 7/16" (37mm) base diameter plastic cap





## SUPERLEVEL® GLIDES

**Guaranteed to keep tables and equipment steady without damaging floors. Automatically adjusts tables to uneven floors, even when a table is moved repeatedly. No manual adjustment is necessary.**



### SUPERLEVEL® SELF-ADJUSTING GLIDES

- Safe for indoor and outdoor use
- 1 1/8" base diameter
- Adjusts up to 1/4"
- 500 lb load capacity per set of 4

#### SOLD INDIVIDUALLY

**No. 121-1022** 1/4-20 thread

**No. 121-1121** 3/8-16 thread

#### SOLD IN MULTIPLES

**No. 121-1143** Pack of 4

- 1/4-20 thread

**No. 121-1144** Point of purchase display box

- 1/4-20 thread
- Includes 18 packs of 4



Self-Adjusts In/Out

### SUPERLEVEL® II SELF-ADJUSTING GLIDES

- Ideal for non-screw-in applications, like countertop appliances
- Safe for indoor and outdoor use
- All weather 3M™ Very High Bond (VHB™) adhesive pad
- 1 1/8" (29mm) base diameter
- Adjusts up to 1/4" (6mm)
- 500 lb load capacity per set of 4

**No. 121-1153** Individual

**No. 121-1154** Pack of 4

**No. 121-1155** Point of purchase display box

- Includes 18 packs of 4



## TABLE SHOX® GLIDES

### TABLE SHOX® SELF-ADJUSTING GLIDES

#### The "Automatic" wobbly table solution

Hydraulics makes them 100% automatic so they readjust every time a table is moved. Fully enclosed design prevents crumbs and such from hindering performance. Patented swivel increases stability and even works on grout lines. Safe on any floor surface, indoor or outdoor.

- 1½" base diameter
- Adjusts itself up to ⅜"
- 400 lb load capacity per set of 4
- Easy installation—no tools required

**No. 121-1149** ⅜"-18 thread glide

**No. 121-1150** ⅜"-16 thread glide

### PACK OF 4 TABLE SHOX®

**No. 121-1147**

- ¼"-20 thread

### TABLE SHOX® POINT OF PURCHASE DISPLAY BOX

**No. 121-1148**

- Includes 18 packs of 4 (No. 121-1147)



## WOBBLE WEDGES®

### WOBBLE WEDGES®

**A little cure for a big problem! Stop wobbly tables quickly and easily.**

Great for use on tile and uneven floors. Use under equipment, furniture, and just about anything that wobbles or tilts.

- Interlocking and stackable
- Patent no. 4830320

### TRANSLUCENT WEDGES

- Hard nylon

**No. 280-1174** Pack of 30

**No. 280-1234** Jar of 75

**No. 280-1176** Jar of 300

### HARD BLACK WEDGES

- Hard polypropylene

**No. 280-1636** Jar of 75

**No. 280-1710** Jar of 300

### FLEXIBLE BLACK WEDGES

- Soft vinyl
- Absorbs vibration

**No. 280-1635** Jar of 75

**No. 280-1709** Jar of 300

### POINT-OF-PURCHASE DISPLAY BOXES

- Includes pre-assembled cardboard bin with header and 12 plastic jars of 30 wedges

**No. 280-1730** Translucent hard nylon wedges

**No. 280-1731** Black soft vinyl wedges



## GLIDES



### PLASTIC BASE

**No. 121-1008** 1/4-20 thread

- 1/2" stud height
- 1 1/8" base diameter

**No. 121-1010** 1/4-20 thread

- 3/4" stud height
- 1 1/8" base diameter

**No. 121-1011** 5/16-18 thread

- 1" stud height
- 1 1/8" base diameter



### HEAVY-DUTY PLASTIC BASE

**No. 121-1016** 1/4-20 thread

- 1" stud height
- 1 3/8" base diameter

**No. 121-1018** 5/16-18 thread

- 1 1/2" stud height
- 1 3/8" base diameter

**No. 121-1017** 3/8-16 thread

- 1 1/2" stud height
- 1 3/8" base diameter



### ALL-METAL BASE WITH INTERNAL CUSHION

**No. 121-1012** 1/4-20 thread

- 1 1/4" stud height
- 1 1/8" base diameter

**No. 121-1014** 5/16-18 thread

- 1 1/4" stud height
- 1 1/8" base diameter

**No. 121-1013** 3/8-16 thread

- 1 1/2" stud height
- 1 1/8" base diameter



### PLASTIC BASE

**No. 121-1007** 1/4-20 thread

- 1" stud height
- 1" base diameter



### METAL BASE WITH CUSHION

**No. 121-1006** 1/4-20 thread

- 1/2" stud height
- 7/8" base diameter

**No. 121-1004** 1/4-20 thread

- 1" stud height
- 7/8" base diameter

**No. 121-1005** 1/4-20 thread

- 1" stud height
- 1 1/8" base diameter



1



2

### THREADED SELF-LEVELING GLIDE

- No. 121-1019**
  - Automatically compensates for uneven floors
  - 1/4-20 x 5/16" thread
  - Adjusts itself up to 3/8"
- No. 121-1020** Plastic cap
  - 1 1/4" base diameter



### PLASTIC SWIVEL BASE

**No. 121-1000** 1/4-20 thread

- 1" stud height
- 1 5/16" base diameter

### SUCTION CUP FOOT

**No. 176-1032** 8-32 thread

- 1/2" stud height
- 1 3/8" base diameter



## GLIDES



### NON-SLIP NEOPRENE BASE


1. **No. 121-1115**
  - 1/4-20 thread
  - 1 1/2" stud height
  - 1 3/8" base diameter
1. **No. 121-1117**
  - 3/16-16 thread
  - 1 1/2" stud height
  - 1 3/8" base diameter
2. **No. 121-1116**
  - 3/16-18 thread
  - 1 1/2" stud height
  - 1 7/16" base diameter
  - Nut included

### NON-SLIP NEOPRENE BASE

- No. 121-1118**
- 1/4-20 thread
  - 1" stud height
  - 1 1/8" base diameter
- No. 121-1119**
- 3/16-18 thread
  - 1 1/2" stud height
  - 1 1/8" base diameter
- No. 121-1120**
- 3/16-16 thread
  - 1 1/2" stud height
  - 1 1/8" base diameter



**Note:** Most table bases use 1/4-20 thread.



### FLUSH GLIDES

- For round tubular legs
  - 1 1/16" diameter swivel base
- No. 121-1027** For 3/4" OD legs  
**No. 121-1026** For 1" OD legs



### FLUSH GLIDE

- No. 121-1025**
- For 1 3/16" OD square tubular legs
  - 1 1/16" diameter swivel base



### METAL BOOT GLIDES

- For round tubular legs
  - 1 1/16" diameter swivel base
- No. 121-1031** For 7/8" OD legs  
**No. 121-1029** For 1" OD legs

### METAL BOOT GLIDE

- No. 121-1024**
- For 1" OD square tubular legs
  - 1 1/4" base diameter



### LONG METAL BOOT GLIDES

- Commonly used on school furniture
  - For 3/8" OD round tubular legs
  - 1 1/4" diameter swivel base
- No. 121-1032** Metal base  
**No. 121-1126** Nylon base

### THREADED INSERTS FOR ROUND TUBING

- For use with levelers
  - 1/4-20 thread
- No. 121-1057** For 7/8" OD tubing  
**No. 121-1055** For 1" OD tubing



### THREADED INSERTS FOR SQUARE TUBING

- For use with levelers
  - 1/4-20 thread
- No. 121-1050** For 1" OD tubing  
**No. 121-1051** For 1 1/4" OD tubing



### VINYL BOOT GLIDE

- No. 121-1023**
- For 1 3/16" OD square tubular legs
  - 1 5/16" diameter swivel base



### STACK CHAIR GLIDE

- No. 121-1040**
- Fits inside standard 1 3/16" OD square tubular legs
  - Plastic



## END CAPS



### END CAP FOR SQUARE TUBING

No. 121-1112

- Nickel-plated steel
- For 1" OD tubing



### END CAPS FOR ROUND TUBING

- Nickel-plated steel

ITEM No.	FITS OD TUBING	FITS HOLE SIZE
121-1106	1/2"	3/8"
121-1110	5/8"	1/2"
121-1109	3/4"	5/8"
121-1111	7/8"	3/4"
121-1103	1"	7/8"
121-1104	1 1/2"	1 3/8"



### STACK CHAIR BUMPER

No. 121-1074

- Fits 1/4" (6mm) hole
- Plastic

### WHITE RUBBER CRUTCH TIPS

No. 121-1045

For 7/8" OD tubing

No. 121-1041

For 1" OD tubing

No. 121-1043

For 1 1/8" OD tubing

No. 121-1042

For 1 1/4" OD tubing



### BLACK RUBBER CRUTCH TIPS

No. 121-1139

For 7/8" OD tubing

No. 121-1140

For 1" OD tubing

No. 121-1141

For 1 1/8" OD tubing

No. 121-1142

For 1 1/4" OD tubing



### SQUARE OUTSIDE CAP

No. 121-1070

- Fits over the tubing end
- For 1" OD tubing
- Black plastic



### SQUARE INSIDE CAPS

- Fits inside 18 gauge tubing
- Black plastic

No. 121-1086

For 3/4" OD tubing

No. 121-1076

For 1" OD tubing

No. 121-1078

For 1 1/4" OD tubing



### INSIDE END CAPS

- Fits inside 18 gauge tubing
- Black plastic

No. 121-1098

For 3/4" OD tubing

No. 121-1100

For 7/8" OD tubing



### ROUND INSIDE CAPS

- Fits inside 18 gauge tubing
- Black plastic

No. 121-1090

For 1" OD tubing

No. 121-1092

For 1 1/4" OD tubing



### ROUND OUTSIDE CAPS

- Fits over the tubing end
- Black plastic

No. 121-1065

For 3/4" OD tubing

No. 121-1069

For 7/8" OD tubing

No. 121-1058

For 1" OD tubing

No. 121-1061

For 1 1/8" OD tubing

No. 121-1060

For 1 1/4" OD tubing

No. 121-1059

For 1 1/2" OD tubing

No. 121-1064

For 1 3/8" OD tubing



### END CAP

No. 121-1088

- For 7/8" OD tubing
- Fits inside 18 gauge tubing
- Black plastic



Nail On



## MAGIC SLIDERS™

Magic Sliders make heavy equipment or furniture feel like it's on casters. The Teflon® face of the sliders works on any floor surface—even carpet—so moving even the largest unit is easy. And Magic Sliders won't scratch or damage floors.

No. 121-1135

- Nail-on
- Diameter 7/8" (22mm)
- Simply nail retainer to leg and attach slider
- For chairs and tables with wooden legs
- Load capacity 1600 lb (726kg) per set of 4
- Pack of 8



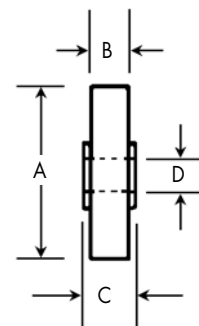
## ROLLERS



### ROLLERS

- Roller is countersunk for 1/4" flat head machine screw

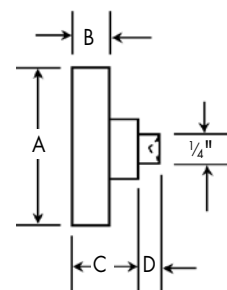
ITEM No.	MATERIAL	A	B	C	D
<b>132-1005</b>	Zinc-plated steel	1"	5/16"	3/8"	1/4"
<b>132-1010</b>	Zinc-plated steel	1 5/16"	5/16"	3/8"	1/4"
<b>132-1006</b>	Steel with nylon tire	1"	7/32"	9/32"	1/4"
<b>132-1009</b>	Stainless steel	1 5/16"	5/16"	3/8"	1/4"



### ROLLERS

- 1/4" diameter removable stud

ITEM No.	MATERIAL	A	B	C	D
<b>132-1026</b>	Zinc-plated steel	1"	7/32"	3/8"	1/8"
<b>132-1027</b>	Zinc-plated steel	1 5/16"	5/16"	3/8"	1/8"
<b>132-1029</b>	Steel with nylon tire	1"	7/32"	3/8"	1/8"
<b>132-1028</b>	Stainless steel	29/32"	1/4"	3/8"	1/8"


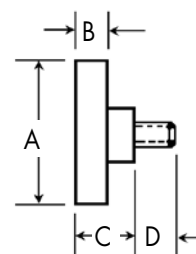


### ROLLERS

- 1/4-20 threaded removable stud

ITEM No.	MATERIAL	A	B	C	D
<b>132-1022*</b>	Zinc-plated steel	1 5/16"	5/16"	9/16"	3/8"
<b>132-1024</b>	Steel with nylon tire	1"	7/32"	3/8"	3/8"
<b>132-1023*</b>	Stainless steel	29/32"	1/4"	5/16"	5/16"
<b>132-1021</b>	Stainless steel	29/32"	1/4"	—	3/8"

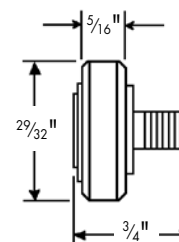
\*Roller with non-removable stud



### ROLLER

#### No. 132-1020

- 1/4-20 threaded stud
- Stainless steel



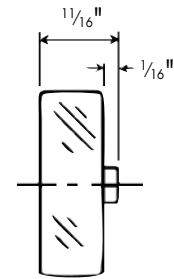
## ROLLERS



### ROLLER

**No. 132-1093**

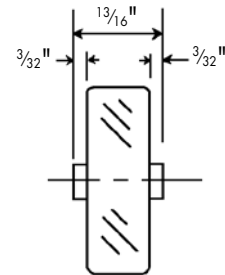
- Skate wheel-type
- $\frac{5}{8}$ " W x  $1\frac{15}{16}$ " OD
- $\frac{1}{4}$ " diameter hole
- Zinc-plated steel



### ROLLER

**No. 132-1054**

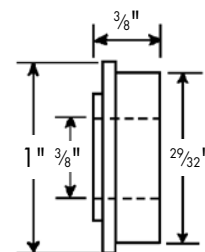
- Skate wheel-type
- $\frac{5}{8}$ " W x  $1\frac{15}{16}$ " OD
- $\frac{1}{4}$ " diameter hole
- Zinc-plated steel



### ROLLER

**No. 132-1088**

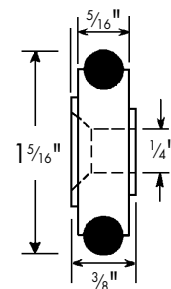
- Commonly used on Savory and Hatco
- Steel with black finish



### ROLLER WITH RUBBER TIRE

**No. 132-1033**

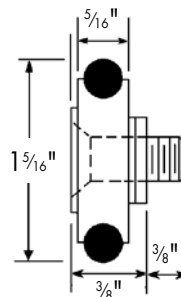
- Hole is countersunk for flat head screw
- Zinc-plated steel



### ROLLER WITH RUBBER TIRE

**No. 132-1032**

- $\frac{1}{4}$ -20 threaded stud
- Zinc-plated steel



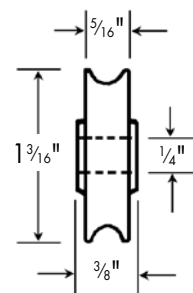
## ROLLERS



### CONCAVE ROLLER

**No. 132-1008**

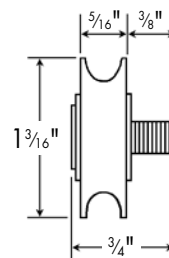
- Hole is countersunk for  $\frac{1}{4}$ " flat head machine screw
- Zinc-plated steel



### CONCAVE ROLLER

**No. 132-1031**

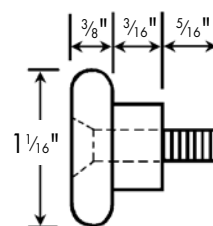
- $\frac{1}{4}$ -20 threaded stud
- Zinc-plated steel



### CONVEX ROLLER

**No. 132-1052**

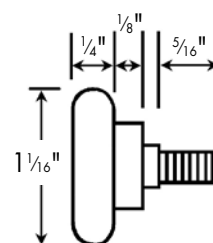
- Commonly used on Traulsen
- $\frac{1}{4}$ -20 threaded stud
- Stainless steel



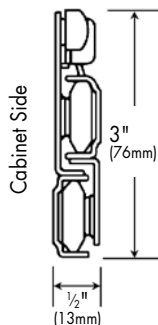

### CONVEX ROLLER

**No. 234-1026**

- Commonly used on Victory
- $\frac{1}{4}$ -28 threaded stud
- Stainless steel



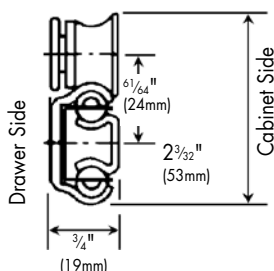
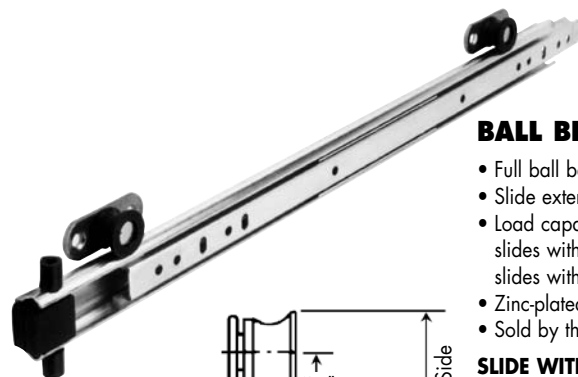
## DRAWER SLIDES



### DRAWER SLIDES

- Load capacity at 18" (457mm):  
zinc-plated steel—75 lb (34kg)  
stainless steel—150 lb (68kg)
- Zinc-plated steel slides have nylon ball bearing rollers
- Stainless steel slides have stainless steel ball bearing rollers
- Sold by the pair

ZINC-PLATED STEEL	STAINLESS STEEL	LENGTH
<b>132-1057</b>	<b>132-1062</b>	20" (508mm)
<b>132-1058</b>	<b>132-1063</b>	22" (559mm)
<b>132-1059</b>	<b>132-1064</b>	24" (610mm)
<b>132-1060</b>		26" (660mm)



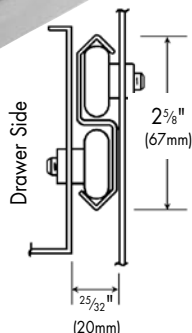

### BALL BEARING DRAWER SLIDES

- Full ball bearing slides
- Slide extends full length for easy drawer removal
- Load capacity at 18" (457mm):  
slides with nylon roller—75 lb (34kg)  
slides with metal roller—125 lb (57kg)
- Zinc-plated steel
- Sold by the pair

SLIDE WITH NYLON ROLLER	SLIDE WITH METAL ROLLER	LENGTH
<b>132-1066</b>	<b>132-1035</b>	18" (457mm)
	<b>132-1036</b>	20" (508mm)
	<b>132-1037</b>	22" (559mm)
	<b>132-1038</b>	24" (610mm)

**No. 132-1070** Replacement nylon roller

**No. 132-1034** Replacement metal roller



### REMOVABLE DRAWER SLIDES

- Slides are easily removed for cleaning by tilting and lifting out
- Each pair contains 8 removable rollers
- Load capacity at 20" (508mm) is 200 lb (91kg)
- Stainless steel
- Sold by the pair

<b>No. 132-1071</b>	20" (508mm) long
<b>No. 132-1072</b>	22" (559mm) long
<b>No. 132-1073</b>	24" (610mm) long
<b>No. 132-1074</b>	26" (660mm) long

**No. 132-1052** Replacement stainless steel roller



### BOTTOM MOUNT SHEAVE

**No. 132-1047**

- Concave roller
- 2 3/4" long
- 2 5/16" screw centers
- 5/16" x 1 3/8" OD
- Zinc-plated steel



### SINGLE ROLLER

**No. 132-1053**

- Commonly used on deli cases
- Fits 5/16" groove
- 1/2" diameter stainless steel roller



**Replacement rollers for specific equipment are listed by the manufacturer's name in the Parts section.**

## DOOR HARDWARE



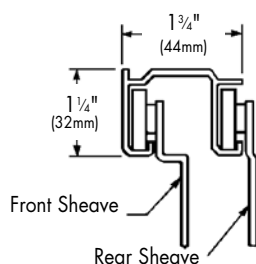
### SANITARY OVERHEAD TRACKS

- For use with door sheaves
- Extruded aluminum

**No. 134-1048** 48" (1219mm) long

**No. 134-1049** 72" (1829mm) long

*Note: Sheaves not included.*



### DOOR SHEAVES

- For use with door tracks Nos. 134-1048 and 134-1049

#### 1. FRONT

**No. 134-1055** Steel wheel

**No. 134-1056** Steel wheel with nylon tire

#### 2. REAR

**No. 134-1057** Steel wheel

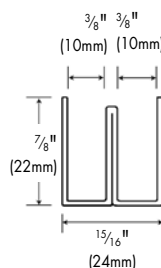
**No. 134-1058** Steel wheel with nylon tire



### SLIDING DOOR DOUBLE CHANNEL

**No. 134-1063**

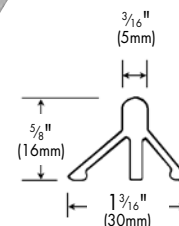

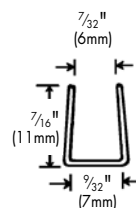
- 6' (1829mm) long
- Extruded aluminum



### GLASS CAPPING

**No. 135-1129**

- 6' (1829mm) long
- Tapered channel for 1/4" (6mm) glass
- Stainless steel



### TRACK

**No. 134-1064**

- Commonly used on Jordan/Fogel and others
- 50" (1270mm) long
- Extruded aluminum



### DOOR PIN

**No. 134-1059**

- Push-down guide pin
- Fits 5/16" (8mm) hole
- Stainless steel



## PULLS



### DUAL SCREW CENTER PULL

No. 141-1092

- 3<sup>15</sup>/<sub>16</sub>" overall length
- 2<sup>3</sup>/<sub>4</sub>" or 3" screw centers
- 8-32 thread
- Chrome-plated, zinc die-cast



### OFFSET GRIP PULL

No. 132-1042

- 4<sup>3</sup>/<sub>4</sub>" overall length
- 2<sup>7</sup>/<sub>16</sub>" overall width
- 4" screw centers
- 10-24 mounting studs
- Stainless steel



### ROUND PULL

No. 132-1043

- 4<sup>3</sup>/<sub>4</sub>" diameter
- Three 10-24 mounting studs
- Stainless steel



### PULL

No. 134-1050

- 4<sup>3</sup>/<sub>4</sub>" overall length
- 3<sup>1</sup>/<sub>2</sub>" screw centers
- 10-24 thread
- Chrome-plated, zinc die-cast



### PULL

No. 132-1039

- 5<sup>7</sup>/<sub>8</sub>" overall length
- 4<sup>3</sup>/<sub>4</sub>" x 1" screw centers
- Chrome-plated, zinc die-cast



### PULL

No. 124-1148

- 5<sup>7</sup>/<sub>8</sub>" overall length
- 5" screw centers
- 1/4-20 thread
- Offset handle
- Chrome-plated, zinc die-cast



### PULL

No. 132-1090

- 4<sup>3</sup>/<sub>4</sub>" overall length
- 4" screw centers
- 10-24 thread
- Chrome-plated, zinc die-cast



### PULL

No. 132-1091

- 4<sup>3</sup>/<sub>4</sub>" overall length
- 4" screw centers
- 10-24 threaded brass inserts
- Black plastic



### PULL

No. 132-1092

- 4<sup>1</sup>/<sub>2</sub>" overall length
- 4" screw centers
- 8-32 thread
- Includes 2 screws
- Satin finish aluminum



### PULL

No. 132-1041

- 4<sup>1</sup>/<sub>4</sub>" overall length
- 4" screw centers
- 8-32 thread
- Stainless steel

## HEAVY-DUTY TUBULAR PULLS


- Overall length is 7/8" more than screw centers
- 2<sup>5</sup>/<sub>16</sub>" projection
- 1/4-20 thread
- 7/8" OD stainless steel with heat resistant plastic stand-offs

No. 134-1052 12" screw centers

No. 134-1053 18" screw centers




## HINGES



### BRASS-PLATED STEEL HINGE

No. 134-1001

- 4½" x 4½" (114mm x 114mm)
- Lubricated ball bearing glides
- Sold in pairs



### STAINLESS STEEL HINGES

- Sold in pairs

No. 134-1078 3½" x 3½" (89mm x 89mm)

No. 134-1079 4½" x 4½" (114mm x 114mm)



### LIFT-OFF HINGES

- 1¼" overall width x 2" high (32mm x 51mm)
- ⅛" (3mm) pin diameter
- 16 gauge stainless steel

No. 134-1085 Right-hand

No. 134-1084 Left-hand (not shown)



### CONTINUOUS HINGES

- 72" (1.8M) long
- Stainless steel with stainless steel pin

ITEM No.	OPEN WIDTH	THICKNESS	PIN DIA.
134-1111	1⅞" (27mm)	.035" (0.9mm)	.085" (2.2mm)
134-1112	1⅞" (27mm)	.042" (1.1mm)	.091" (2.3mm)
134-1113	1½" (38mm)	.042" (1.1mm)	.091" (2.3mm)
134-1115	2" (51mm)	.042" (1.1mm)	.091" (2.3mm)
134-1116	2" (51mm)	.062" (1.6mm)	.125" (3.2mm)




### PIVOT HINGES

- 3⅝" (84mm) high
- Nickel-plated steel

No. 123-1199 1⅝" (41mm) "A" dimension

No. 123-1198 1⅞" (48mm) "A" dimension



### DOUBLE-ACTION SPRING HINGES

- Sold in pairs
- Brass-lacquered steel

ITEM No.	PLATE HEIGHT	FOR DOOR THICKNESS
134-1080	3" (76mm)	¾" to 1⅛" (19mm to 29mm)
134-1081	4" (102mm)	¾" to 1⅛" (19mm to 29mm)
134-1082	5" (127mm)	1" to 1¼" (25mm to 32mm)
134-1083	6" (152mm)	1¼" to 1¾" (32mm to 44mm)



### HEAT RESISTANT EDMOUNT HINGE

No. 123-1227

- Heavy-duty, can be used on heated cabinets
- 1⅜" (21mm) offset
- Offset is adjustable ⅜" (5mm)
- 5" L x 1⅝" W (127mm x 24mm)
- 1⅞" (27mm) screw centers
- Chrome-plated solid brass
- CHG no. R42
- Kason no. 1216

### SPRING KIT

No. 123-1222

- Converts above hinge to spring-assisted

## HYDRAULIC DOOR CLOSERS

- #4 closer
- Separate adjustments for closing and latching speeds
- For use on left- or right-hand doors
- For doors up to 165 lb (75kg)
- $\frac{3}{4}$ " x  $9\frac{1}{8}$ " (19mm x 232mm) screw centers

**No. 134-1120** Aluminum finish

**No. 134-1121** Dark brown finish


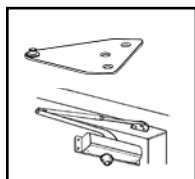
### ACCESSORIES

#### PARALLEL ARM BRACKETS

- Parallel arm brackets allow door closers to be mounted as shown in drawing

**No. 134-1009** Aluminum finish

**No. 134-1008** Dark brown finish



## ADJUSTABLE DOOR CLOSERS

These heavy-duty closers are very versatile. They contain adjustments for mounting in just about any situation.

- Closer is adjustable from #1 to #6
- ADA compliant at lower setting
- Separate adjustments for closing and latching speeds
- Adjustable backset control valve
- For use on left- or right-hand doors
- Includes parallel arm bracket
- $\frac{9}{16}$ " x  $11\frac{1}{8}$ " (14mm x 283mm) screw centers

**No. 134-1118** Aluminum finish

**No. 134-1119** Dark brown finish

**No. 134-1125** Polished brass



## BARRIER-FREE, DELAYED ACTION DOOR CLOSERS

- Opening force and closing speed can be adjusted to allow easy passage
- Closer is adjustable from  $\frac{1}{2}$  to #4
- Separate adjustments for the following:
  - Closing speed
  - Closing delay
  - Latching speed
  - Backcheck control
- For use on left- or right-hand doors
- Includes parallel arm bracket and cover
- $\frac{9}{16}$ " x  $11\frac{1}{8}$ " x  $1\frac{1}{8}$ " (14mm x 283mm x 29mm) screw centers



**No. 134-1128** Aluminum finish

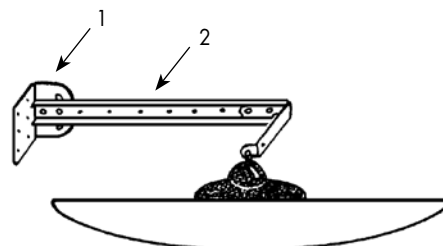
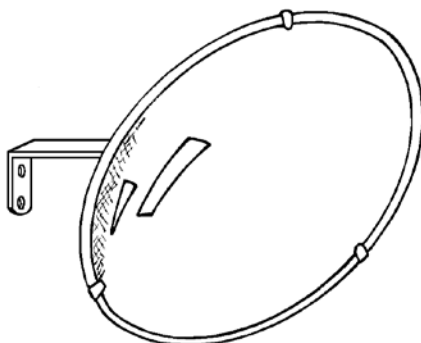
**No. 134-1129** Dark brown finish



## CONVEX MIRRORS

- Help reduce pilferage and blind intersection accidents
- Swivel mount
- Durable acrylic plastic construction

OUTSIDE USE	INSIDE USE	DIAMETER	DISTANCE COVERED
<b>280-1071</b>	<b>280-1073</b>	13" (330mm)	12' (3.7M)
<b>280-1072</b>	<b>280-1074</b>	18" (457mm)	17' (5.2M)
	<b>280-1186</b>	26" (660mm)	24' (7.3M)



### PARTS FOR CONVEX MIRRORS

Extends the convex mirror's range of motion so that it can be tailored to meet most customers' needs. Also allows ceiling and counter mounting of mirrors.

1. **No. 280-1224** Base plate
2. **No. 280-1225** Channel

## ALARMS by DETEX®



### EMERGENCY ALARM

#### No. 134-1041

- Combination door lock and alarm deters unauthorized entrance from outside while allowing emergency exit from inside\*
- High decibel alarm horn
- Battery-operated, no external wires
- 9 volt battery included
- For use on left- or right-hand doors
- Rugged, die-cast case with saw resistant bolt assembly
- Includes cover lock which protects internal alarm mechanism
- Easy to install and simple to use
- Detex no. ECL230D

#### PARTS

- No. 253-1242** Replacement 9 volt battery
- No. 134-1051** Optional alarm control cylinder lock with keys
- No. 134-1139** Replacement emergency exit paddle bar plate
- No. 134-1163** Cylinder lock with 2 keys
- No. 134-1142** Conversion kit
  - Used to retrofit alarms using 6 volt lantern battery
  - Changes alarm from horn to siren
  - Includes 9 volt battery, siren, mounting hardware, and instructions

**\*IMPORTANT: Installation of Nos. 134-1051 or 134-1144 cylinder lock into alarm case is necessary to lock and unlock door bolt and also to arm or disarm alarm from inside the building. If ability to lock or unlock door bolt and arm or disarm alarm from outside of building is necessary, an additional No. 134-1051 or 134-1144 cylinder lock must be purchased.**

### EMERGENCY EXIT ALARM

#### No. 134-1143

- Signals unauthorized use of emergency exits
- 100+ decibel alarm
- Battery operated; no external wires
- For use on standard 36" (914mm) left- or right-hand doors; can be cut to any length
- Tamper resistant protective housing
- Easy to install and simple to use
- Detex no. V40XEB

#### PARTS

- No. 134-1144** Optional cylinder lock with keys



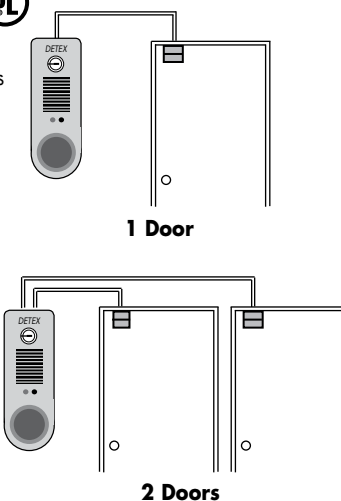
### EMERGENCY EXIT ALARM



#### No. 134-1165

- Signals unauthorized use of emergency exits
- For right- or left-hand doors
- Battery-operated, no external wires
- 2 alarm status LEDs (1 red, 1 green)
- Includes plastic template, 2 keys, warning sticker, mounting hardware, and 9 volt battery
- 7 1/16" L x 2 3/32" W x 2 3/8" D (195mm x 53mm x 60mm)
- Gray textured plastic housing
- Detex no. EAX500

- No. 134-1144** Optional cylinder lock with key



### MAGNETIC SWITCH

#### No. 134-1133

- For use with exit alarm (No. 134-1165)
- Can be used on aluminum, steel, and wood doors and frames
- Allows exit alarm to be remotely hooked up to 1 or 2 doors
- Thermoplastic case
- Detex no. MS2049S

## PANIC EXIT ALARMS



### MAXIMUM SECURITY PANIC HARDWARE by ARM-A-DOR

#### No. 134-1134

- Automatic re-lock with alarm
- Delivers all the benefits of drop-bar security
- Fits doors from 36" to 48" (914mm to 1219mm)
- 1½" (38mm) 11 gauge steel tube construction
- Roller design dead bolt reduces friction
- Touch bar operates in a straight, push-through motion
- Standard 1½" (29mm) mortise lock required (not included)
- Two 9 volt batteries included

**No. 134-1137** 1½" (29mm) mortise lock  
• For use with No. 134-1134

**No. 253-1242** Replacement 9 volt battery




### SOLID DOOR PANIC EXIT BARS

- For doors with 34" (864mm) clear openings and wider
- Can be cut for doors with clear openings as narrow as 25" (635mm)
- For use on left- or right-hand doors
- Includes strike

**No. 134-1088** Aluminum finish

**No. 134-1028** Dark brown finish

## DOOR HARDWARE



### LEVER LOCKSETS

- Meets ADA, UL requirements
- Inside and outside lever handles work independently of each other
- Adjustable for doors 1⅝" to 1¾" (35mm to 44mm) thick
- Reversible ½" (13mm) throw dead latch
- Adjustable face plate for flat or beveled doors
- Satin chrome-plated

**No. 134-1131\*** Privacy lockset with push lock

**No. 134-1130** Passage lockset without lock

\* Includes thru-bolt kit



### LEVER LOCKSET FOR PANIC BARS

#### No. 134-1132

- Allows exterior access with key
- Meets ADA requirements
- Can be used on the following panic bars:  
Nos. 134-1028 and 134-1088



### COMMERCIAL-DUTY ENTRY DOOR LOCKSET

#### No. 134-1098

- Adjustable for doors 1⅝" to 1¾" (35mm to 44mm) thick
- 2⅜" (60mm) backset
- Fits 2⅝" (54mm) hole for lock, 7/8" (22mm) for latch
- Stainless steel



### LEVERSET WITH FLAIR LEVER HANDLES

#### No. 134-1166

- For use on interior doors from 1⅝" to 1¾" (35mm to 44mm) thick
- 2⅜" (60mm) and 2¾" (70mm) backsets
- Brass-plated



## DOOR HARDWARE



### STAINLESS STEEL HASP

No. 134-1109

- 4½" (114mm) long
- 1½" (38mm) wide



### ALL-PURPOSE THROW LATCH WITH KEEPER

No. 141-2087

- 5⅜" (137mm) overall length
- Stainless steel



### LONG SHACKLE BRASS PADLOCKS

- Ideal for refrigerator latches
- Include 2 keys each
- Locks are not keyed alike

No. 134-1117 1½" (38mm) padlock

- ¼" (6mm) diameter hardened steel shackle measures 3" (76mm) inside height x 2⅝" (20mm) inside width when closed

No. 134-1054 1¾" (44mm) padlock

- ⅝" (8mm) diameter solid brass shackle measures 3" (76mm) inside height x 2⅝" (23mm) inside width when closed



### TRIPLE-JOINTED HASP

No. 134-1027

- Ideal for offset doors
- 7¾" (197mm) long
- 1¾" (44mm) wide
- Zinc-plated hardened steel



### SLIDING GLASS DOOR LOCK

No. 134-1067

- For framed glass doors up to ⅝" (16mm) thick
- 4⅜" (111mm) long
- Chrome-plated steel



### LOCKING HASP

No. 134-1025

- 4½" (114mm) long
- 1⅞" (29mm) wide
- Chrome-plated steel



### SLIDING GLASS DOOR LOCK

No. 134-1037

- Heavy-duty
- For frameless glass doors up to ⅝" (8mm) thick
- 5¼" (133mm) long
- Chrome-plated steel



### EDGEMOUNT LOCK WITH KEEPER

No. 124-1130

- Easy to install
- Supplied with caps to cover mounting holes
- Lock: 2" L x ¾" W x 1" D (51mm x 19mm x 25mm) 1¼" (32mm) screw centers
- Keeper: 2" L x ¾" W x ½" D (51mm x 19mm x 13mm) 1⅞" (37mm) screw centers

- Includes key
- Chrome-plated

No. 124-1310 Blank key

### DOOR HOLDER

No. 134-1019

- Step down to operate
- 4¾" (121mm) bracket
- 5⅞" (130mm) overall height
- Aluminum finish



### DOOR HOLDERS

- Flip down to operate
- 4" (102mm) high

No. 134-1108 Brass finish

No. 134-1011 Aluminum finish



## DOOR HARDWARE



## DOOR STOPS WITH HOLDER

- Wall mounted
- 3 $\frac{5}{8}$ " (92mm) projection

**No. 134-1104** Polished solid brass

**No. 134-1013** Aluminum



## DOOR STOPS WITH HOLDER

- For use on concrete floors
- Floor mounted
- 3 $\frac{1}{2}$ " (89mm) high

**No. 134-1105** Polished solid brass

**No. 134-1016** Aluminum



## DOOR STOP

**No. 134-1102**

- Concave bumper
- Screw mounting
- 2 $\frac{1}{4}$ " (57mm) diameter
- Aluminum finish



## DOOR STOP

**No. 134-1167**

- Wall mounted
- 3 $\frac{5}{8}$ " (92mm) projection
- Aluminum finish



## DOOR STOP

**No. 134-1107**

- Floor mounted
- 3" (76mm) high
- Polished solid brass



## DOOR STOPS

- 1 $\frac{3}{4}$ " base diameter x 1" high (44mm x 25mm)

**No. 134-1103** Polished solid brass

**No. 134-1017** Aluminum



## PUSH/PULL PLATES

## PUSH PLATES

- Countersunk holes for flat or oval head screws
- 3 $\frac{1}{2}$ " x 15" (89mm x 381mm)

**No. 134-1090** Polished solid brass

**No. 134-1089** Aluminum

**No. 134-1091** Stainless steel

## PULL PLATES

- Countersunk holes for flat or oval head screws
- 3 $\frac{1}{2}$ " x 15" (89mm x 381mm)

**No. 134-1093** Polished solid brass

**No. 134-1092** Aluminum

**No. 134-1096** Stainless steel



**For Eliason® Double-action Swing-door Hardware, see the Refrigeration Section.**

## KICK PLATES

- Countersunk holes for flat or oval head screws

**8" x 30"** (203mm x 762mm)

**No. 134-1100** Polished solid brass

**No. 134-1099** Aluminum

**No. 134-1101** Stainless steel

**8" x 34"** (203mm x 864mm)

**No. 134-1140** Polished solid brass

**No. 134-1141** Stainless steel



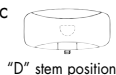
## HANDLES, DIALS, & KNOBS



### GAS VALVE HANDLES

- Fits most valves and mounts with set screw
- Fits .35" (9mm) diameter "D" stem

1. **No. 130-1044** Chrome-plated metal
2. **No. 130-1084** Heat resistant red enamel finished metal
3. **No. 158-1004** Heat resistant black Bakelite plastic



### GAS VALVE HANDLE

**No. 162-1143**

- Fits most valves
- Fits .35" (9mm) diameter "D" stem
- Chrome



### GAS VALVE HANDLE

**No. 130-1045**

- Fits most valves
- Fits .35" (9mm) diameter "D" stem
- Heat resistant black plastic



**NEW**

### COMBINATION VALVE KNOB

**No. 130-1090**

- Fits Robertshaw 700 series combination valves
- Includes screw
- Beige plastic
- Black lettering



### GAS VALVE KNOBS

- Commonly used on Wolf
- 2½" (64mm) diameter
- Fits .35" (9mm) diameter "D" stem
- Heat resistant plastic

**No. 220-1212** Red

**No. 220-1213** Black



### KNOBS

- 2" (51mm) diameter
- Fits .25" (6mm) diameter double "D" stem
- Heat resistant plastic

**No. 190-1007** On/Off

**No. 190-1008** Off/Low/Med/High



### THREADED HANDLE

**No. 130-1000**


- 2¾" (70mm) long
- ¾"-16 female thread
- Heat resistant plastic



### INFINITE CONTROL DIAL

**No. 130-1010**

- Flat is down in "Off" position
- 1⅞" (48mm) diameter
- Fits standard .187" (5mm) diameter "D" stem
- Black plastic with chrome face



### STANDARD-DUTY ELECTRIC THERMOSTAT DIALS

- Universal 4-way mounting positions
- Fits standard .187" diameter "D" stem
- Black plastic with chrome face

**No. 130-1001** 1 to 10

**No. 130-1002** 60° to 250°F

**No. 130-1003** 100° to 200°F

**No. 130-1004** 100° to 450°F

**No. 130-1005** 100° to 550°F

**No. 130-1007** 200° to 400°F

**No. 130-1008** 200° to 550°F

**No. 130-1009** 300° to 700°F

**No. 130-1083** Off, Lo, 1 to 7, Hi

**No. 130-1006** Blank



### HEAVY-DUTY ELECTRIC THERMOSTAT DIALS

- Universal 4-way mounting positions
- Fits standard .187" diameter "D" stem
- Black plastic with chrome face

**No. 130-1056** 1 to 10

**No. 130-1057** 60° to 250°F

**No. 130-1058** 100° to 200°F

**No. 130-1059** 100° to 450°F

**No. 130-1060** 100° to 550°F

**No. 130-1062** 175° to 550°F

**No. 130-1061** 200° to 400°F

**No. 130-1063** 300° to 700°F

## HANDLES, DIALS, & KNOBS

### CONTROL KNOB

#### No. 130-1024

- 1½" (38mm) diameter
- 1½" (17mm) high
- ¼" (6mm) diameter mounting hole with brass insert and set screw



### TIMER KNOB

#### No. 130-1028

- Commonly used on Mark Time timers
- Fits ¾" x ⅛" (5mm x 3mm) double "D" stem



### COVER KNOB

#### No. 130-1033

- 1¾" diameter
- 7/8" high
- ¼-20 thread
- Brass threaded insert



### CONTROL KNOB

#### No. 130-1025

- 1½" (29mm) diameter
- 9/16" (14mm) high
- ¼" (6mm) diameter mounting hole with set screw



### UTILITY KNOB

#### No. 130-1035

- 1" diameter
- ¾" high
- ¼-20 thread
- Brass threaded insert



### COVER KNOB

#### No. 130-1032

- 1¾" diameter
- 7/8" high
- 10-24 thread
- Brass threaded insert



### CONTROL KNOB

#### No. 176-1101

- 1½" (29mm) diameter
- 9/16" (14mm) high
- 3/16" (5mm) square mounting hole with set screw



### UTILITY KNOB

#### No. 191-1018

- 2" diameter
- 1¼" high
- ¾-16 thread
- Brass threaded insert



### COVER KNOB

#### No. 130-1048


- 1½" diameter
- 7/8" high
- ¼-20 thread
- Brass threaded insert



### CONTROL KNOB

#### No. 130-1027

- 1¼" (32mm) diameter
- 5/8" (16mm) high
- ¼" (6mm) diameter mounting hole with set screw



### BALL KNOB

#### No. 130-1030

- 1½" diameter
- 1½" high
- ¾-16 thread



### COVER KNOB

#### No. 130-1031

- 2" diameter
- 1½" high
- ¾-16 thread



### CONTROL KNOB

#### No. 130-1020

- 1¾" (35mm) diameter
- ¾" (19mm) high
- ¼" (6mm) diameter mounting hole with set screw



### THERMOSTAT KNOB

#### No. 204-1184

- 9/16" (14mm) high
- 1½" (17mm) diameter
- .235" diameter "D" stem



### COVER KNOB

#### No. 130-1034

- 1½" diameter
- 1½" high
- 10-24 thread



## LATCHES, STRIKES & CATCHES



### CABINET LATCHES AND STRIKES

#### No. 122-1213

- Includes flush strike,  $\frac{1}{8}$ " (3mm) offset strike, and  $\frac{3}{8}$ " (10mm) offset strike
- $1\frac{1}{2}$ " x  $1\frac{1}{2}$ " (38mm x 38mm) latch base dimension
- $\frac{11}{16}$ " (17mm) latch screw centers
- Chrome-plated

#### No. 122-1216

- Includes flush strike,  $\frac{1}{8}$ " (3mm) offset strike, and  $\frac{3}{8}$ " (10mm) offset strike
- $1\frac{7}{8}$ " x  $1\frac{7}{8}$ " (48mm x 48mm) latch base dimension
- $\frac{7}{8}$ " (22mm) latch screw centers
- Chrome-plated



### HEAT RESISTANT WARMER LATCH

#### No. 134-1045

- All-metal internal parts resist failure from heat
- $10\frac{1}{2}$ " (267mm) overall length
- $1\frac{1}{4}$ " (32mm) wide
- $\frac{5}{8}$ " and  $4\frac{3}{8}$ " (16mm and 117mm) screw centers
- Chrome-plated with plastic-coated, heat resistant handle



### SPRING CATCH AND STRIKE

#### No. 124-1136

- For holding doors tightly closed
- Can be mounted vertically or horizontally
- 8 lb (4kg) pull
- $1$ " x  $4$ " (25mm x 102mm)
- $3\frac{3}{8}$ " x  $\frac{3}{16}$ " (86mm x 5mm) screw centers on catch
- Adjustable tension
- Zinc-plated



### MAGNETIC CABINET CATCHES

#### No. 134-1075 Plastic housing

- 12 lb (5kg) pull

#### No. 134-1076 Steel housing

- 20 lb (9kg) pull
- Zinc-plated steel



### MAGNETIC DOOR CATCHES


#### No. 175-1063 $2\frac{1}{4}$ " L x $\frac{3}{8}$ " W (57mm x 10mm)

#### No. 204-1113 $1\frac{9}{16}$ " L x $\frac{3}{8}$ " W (40mm x 10mm)

### ADJUSTABLE TENSION CATCH

#### No. 134-1042


- $\frac{3}{4}$ " x  $3\frac{1}{8}$ " (19mm x 79mm)
- Tension is set with adjusting screw
- Nickel-plated brass



### ADJUSTABLE TENSION CATCH

#### No. 134-1074

- $\frac{7}{16}$ " x  $2\frac{3}{8}$ " (11mm x 60mm)
- Tension is set with adjusting screw
- Nickel-plated brass



### MAGNETIC CABINET CATCH

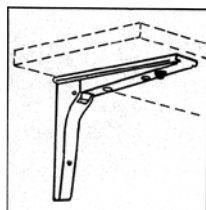
#### No. 134-1077

- 30 lb (14kg) pull
- $3\frac{1}{8}$ " L x  $\frac{9}{16}$ " W x  $1$ " D (79mm x 14mm x 25mm)
- Zinc-plated steel

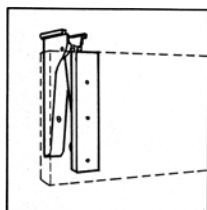




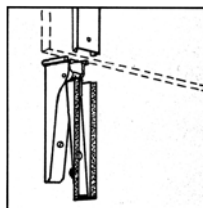
## SHELVING BRACKETS



Pull Out



Fold Down



Lift Up to Remove

### FOLDING BRACKETS FOR REMOVABLE SHELVES

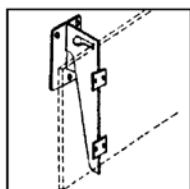
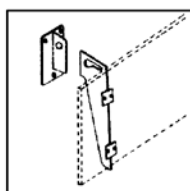
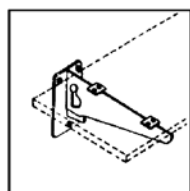
Bracket folds down neatly when not in use and permits easy removal of shelf for cleaning. The shelf is removed by simply sliding it upward while the bracket is in the folded position.

- 6 1/8" H x 7" D (156mm x 178mm)

**No. 135-1174** Chrome-plated bracket with stainless steel shelf plate

**No. 135-1175** Chrome-plated bracket with zinc-plated shelf plate

**No. 135-1177** Brass-plated bracket and shelf plate



### FOLDING BRACKET FOR REMOVABLE SHELVES

Bracket folds down neatly when not in use and permits easy removal of shelf for cleaning. This unique feature requires no tools.

**No. 135-1126**

- The shelf is folded by simply pulling up and dropping it down
- To remove the shelf, slide to the left while in the folded position
- 3 3/8" H x 7 5/8" D (86mm x 194mm)
- Stainless steel
- Sold in sets of 2



### FOLDING BRACKET

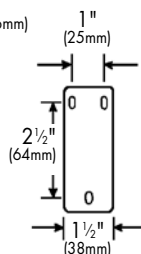
**No. 135-1178**

- Bracket folds down neatly when not in use
- 7 1/2" D x 5 1/4" H (191mm x 133mm)
- For shelves up to 10" (254mm) depth
- Zinc-plated steel

### FOLDING BRACKET

**No. 135-1179**

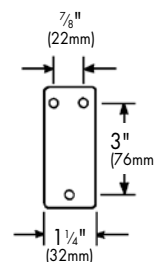
- 8 5/8" D x 3 3/8" H (219mm x 86mm)
- Stainless steel



### RIGID BRACKET

**No. 135-1127**

- 10 1/2" D x 4 1/4" H (267mm x 108mm)
- Stainless steel





**SHELF STANDARD****No. 135-1135**

- 72" (1829mm) long
- 5/8" (16mm) wide
- Zinc-plated steel

## CLEAR PLASTIC SHELF BRACKET CLIPS

**FRONT CLIP****No. 135-1171****CENTER CLIP****No. 135-1172****END CLIP****No. 135-1173**

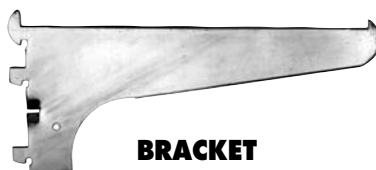
### SNAP-IN RUBBER CUSHION

**No. 135-1020**

- Gives extra cushion to glass shelves

**BRACKET WITH LOCK NUT****No. 135-1165**

- For 10" (254mm) deep shelves
- Zinc-plated steel

**BRACKET****No. 135-1142**

- For 12" (305mm) deep shelves
- Zinc-plated steel



### GLASS AND PLASTIC CLEANER

**No. 143-1084**

- Cleans and polishes glass, plastic/acrylic, Formica®, Plexiglas®, stainless steel, chrome and many other materials
- Non-ammoniated, low VOC formula
- Anti-fog, anti-static
- Does not contain CFCs
- 19 oz (539g) can

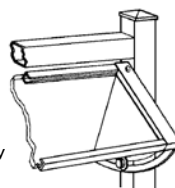
**Aerosol cans cannot ship by air.**



### ADJUSTABLE SNEEZE GUARD BRACKET SET

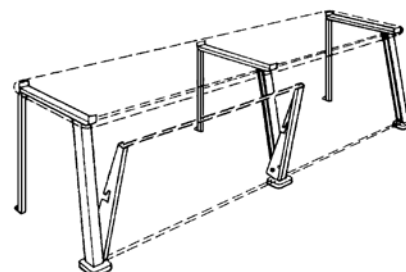
**No. 135-1191**

- 5" (127mm) high for 1/4" (6mm) glass
- Includes a right and left bracket with adjusting screw
- Stainless steel



### FOLD-DOWN COUNTER PROTECTOR BRACKETS

- Glass bracket folds down for easy cleaning
- Concealed mounting
- Designed to hold 1/4" (6mm) glass
- Brackets are furnished with rear support channel
- 14" (356mm) high and 10" (254mm) shelf depth
- Stainless steel

**No. 135-1181** Left end**No. 135-1180** Center**No. 135-1182** Right end


### LIFT-OFF BRACKET SET

**No. 135-1192**

- Installs with screws, no welding required
- Bracket allows lid to be lifted away for cleaning or remain in open position for serving
- Includes a right and left bracket with pivot pin and screws
- Stainless steel

**SERVICE BAR RAIL****No. 135-1216**

- Ideal for sectioning off service areas on bars
- 26" (660mm) high x 16" (406mm) wide across the top x 12" (305mm) wide across the bottom
- Includes 3" (76mm) outside diameter mounting plates
- 1½" (38mm) outside diameter highly polished brass

**TABLE HINGE**


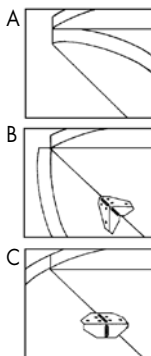
This hinge allows table leaves to be folded completely up under the table where they are out of the way.

**No. 135-1130**

- Leaves can be folded out to add extra seating capacity
- Heavy gauge plated steel

**How It Works**

- A. Hinge locks leaf under table for storage
- B. Leaf is quickly folded out
- C. Hinge locks leaf in place to enlarge table

**BAR STOOL SWIVELS****STANDARD SWIVELS**

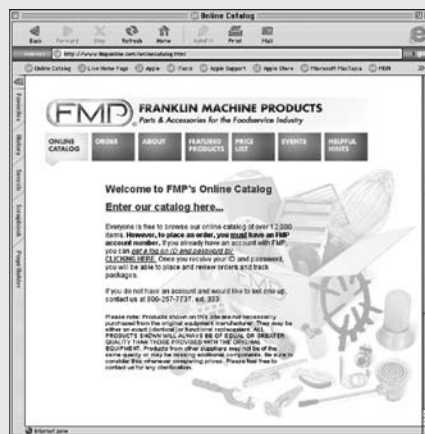
ITEM No.	WIDTH	SCREW CENTERS
<b>280-1056</b>	6⅞" (162mm)	4⅞" to 5½" (124mm to 140mm)
<b>280-1002</b>	7" (178mm)	5" to 5¾" (127mm x 146mm)

**HEAVY-DUTY SWIVEL WITH CENTER RETURN**

ITEM No.	WIDTH	SCREW CENTERS
<b>280-1003</b>	7" (178mm)	5" to 5¾" (127mm x 146mm)

**Have You Tried Ordering Online at FMPONLINE.COM?****It's Fast & Easy!**

- 12,000 Items Listed
- Point & Click Ordering
- Custom Favorite Items Menu
- Order Tracking
- 24-Hour Ordering
- Order History
- Complete Search
- Constantly Updated
- Quick Order Option
- Closeouts
- Specials




**90° ELBOWS**

- Stainless steel

ITEM No.	TUBING SIZE	A
135-1190	1" OD	4"
135-1221	1½" OD	10"


**U-BEND END CAP****No. 135-1188**

- For use with brackets Nos. 135-1185 and 135-1186
- For 1" OD tubing
- 8" centers
- Stainless steel

**RIGID TRAY SLIDE BRACKET****No. 135-1185**

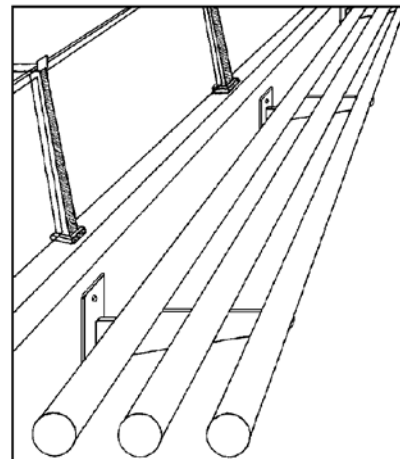
- 12½" overall length
- 3 tubing supports on 4" centers
- For 1" OD tubing
- Stainless steel

*Note: Brackets should be placed every 4'.*

**FOLD-DOWN TRAY SLIDE BRACKET****No. 135-1186**

- 12½" overall length
- 3 tubing supports on 4" centers
- For 1" OD tubing
- Stainless steel

*Note: Brackets should be placed every 4'.*



Save money on fabrication costs—build your own tray slides using the tubing, accessories and brackets listed on this page.

**STAINLESS STEEL TUBING**

- 10' long

**No. 135-1189** 1" OD**No. 135-1217** 1½" OD

*Note: 10' lengths ship by truck. Can be cut at your request. Cutting charges apply.*

**PLASTIC END CAP****No. 121-1058**

- Fits outside 1" OD tubing
- Black plastic

**END CAP****No. 121-1101**

- For 1" OD tubing
- Stainless steel

**PLASTIC END CAP****No. 121-1090**

- Fits inside 1" OD tubing
- Black plastic

**END CAP****No. 121-1103**

- For 1" OD tubing
- Fits 7/8" hole
- Nickel-plated steel



## EXPANDING FASTENERS

- Fits round or square tubing
- Bolt tightens to secure tubing to fixed surface

**No. 135-1219** For 1" OD tubing

**No. 135-1220\*** For 1½" OD tubing

\* Can be used for 1¼" pipe



## TUBING SOCKET

**No. 135-1225**

- For 1" OD tubing
- Chrome-plated, zinc die-cast
- Includes 2 mounting screws and a set screw



## STAINLESS STEEL SASH CHAIN

**No. 102-1111**

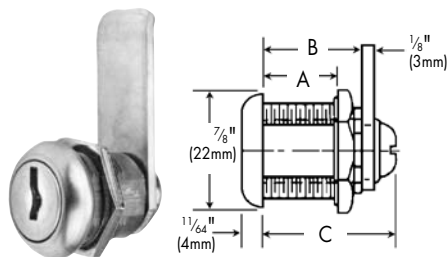
- Ideal for use on dishwashers or any wet area
- 10' (3048mm) long
- #35 sash



## STAINLESS STEEL FACED CYLINDER LOCK

**No. 132-1083**

- For ⅝" (7mm) maximum drawer thickness



## STAINLESS STEEL-FACED CYLINDER LOCK

- 180° cam action
- Include 2 keys

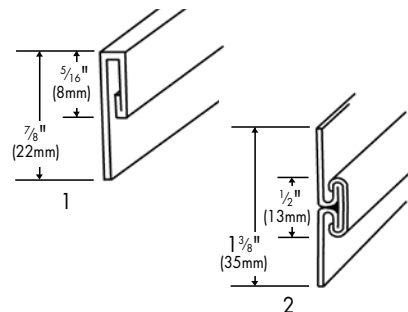
ITEM No.	A (Max.)	B	C
<b>132-1084</b>	¼" (6mm)	19/32" (15mm)	7/8" (22mm)
<b>132-1085</b>	9/16" (14mm)	25/32" (20mm)	1 1/16" (27mm)
<b>132-1086</b>	1 5/16" (24mm)	1 5/32" (29mm)	1 7/16" (37mm)
<b>132-1087</b>	1 3/16" (30mm)	1 13/32" (36mm)	1 11/16" (43mm)



## SLIDING DOOR LOCK

**No. 134-1065**

- For sliding doors up to 7/8" (22mm) thick
- Satin chrome finish
- Includes 2 keys



## STAINLESS STEEL FINISHING STRIPS

- For use with stainless steel sheets that are applied to commercial kitchen walls
- 7' (2134mm) long

1. **No. 135-1258** Cap strip
2. **No. 135-1259** Divider bar



## SOLID BRASS COAT HOOK

**No. 134-1039**



## SOLID BRASS COAT HOOK

**No. 134-1040**



## COAT HOOK

**No. 141-2104**

- Surface mounted
- Includes mounting screws
- Stainless steel

## FASTENERS

### TRUSS HEAD MACHINE SCREWS

- Stainless steel
- Sold in quantities of 100

<b>No. 622-0604</b>	6-32 x 1/4"
<b>No. 622-0606</b>	6-32 x 3/8"
<b>No. 622-0608</b>	6-32 x 1/2"
<b>No. 622-0612</b>	6-32 x 3/4"
<b>No. 622-0804</b>	8-32 x 1/4"
<b>No. 622-0806</b>	8-32 x 3/8"
<b>No. 622-0808</b>	8-32 x 1/2"
<b>No. 622-0812</b>	8-32 x 3/4"
<b>No. 622-0816</b>	8-32 x 1"
<b>No. 622-0824</b>	8-32 x 1 1/2"
<b>No. 622-0832</b>	8-32 x 2"
<b>No. 622-1004</b>	10-24 x 1/4"
<b>No. 622-1006</b>	10-24 x 3/8"
<b>No. 622-1008</b>	10-24 x 1/2"
<b>No. 100-1025*</b>	10-24 x 3/4"
<b>No. 622-1016</b>	10-24 x 1"
<b>No. 622-1024</b>	10-24 x 1 1/2"
<b>No. 622-1032</b>	10-24 x 2"
<b>No. 622-1104</b>	10-32 x 1/4"
<b>No. 622-1106</b>	10-32 x 3/8"
<b>No. 622-1108</b>	10-32 x 1/2"
<b>No. 622-1116</b>	10-32 x 1"
<b>No. 622-1124</b>	10-32 x 1 1/2"
<b>No. 622-1132</b>	10-32 x 2"
<b>No. 622-1412</b>	1/4-20 x 3/4"
<b>No. 622-1416</b>	1/4-20 x 1"
<b>No. 622-1424</b>	1/4-20 x 1 1/2"
<b>No. 622-1432</b>	1/4-20 x 2"

\*Sold individually



### TRUSS HEAD SHEET METAL SCREWS

- Stainless steel
- Sold in quantities of 100

<b>No. 612-0608</b>	6 x 1/2"
<b>No. 612-0612</b>	6 x 3/4"
<b>No. 612-0616</b>	6 x 1"
<b>No. 612-0808</b>	8 x 1/2"
<b>No. 612-0812</b>	8 x 3/4"
<b>No. 612-0816</b>	8 x 1"
<b>No. 612-0820</b>	8 x 1 1/4"
<b>No. 612-0824</b>	8 x 1 1/2"
<b>No. 612-0832</b>	8 x 2"
<b>No. 612-1008</b>	10 x 1/2"
<b>No. 612-1012</b>	10 x 3/4"
<b>No. 612-1016</b>	10 x 1"
<b>No. 612-1020</b>	10 x 1 1/4"
<b>No. 612-1024</b>	10 x 1 1/2"
<b>No. 612-1032</b>	10 x 2"
<b>No. 612-1208</b>	12 x 1/2"
<b>No. 612-1212</b>	12 x 3/4"
<b>No. 612-1216</b>	12 x 1"
<b>No. 612-1220</b>	12 x 1 1/4"
<b>No. 612-1224</b>	12 x 1 1/2"
<b>No. 612-1232</b>	12 x 2"

### FLAT HEAD MACHINE SCREWS

- Stainless steel
- Sold in quantities of 100

<b>No. 623-0824</b>	8-32 x 1 1/2"
<b>No. 623-1032</b>	10-24 x 2"
<b>No. 623-1432</b>	1/4-20 x 2"



### WINGIT™ WALL FASTENERS

WingIt Wall Fasteners are the solution for many surface mount installations—from hand dryers and baby changing stations to soap dispensers and grab bars. WingIts install in minutes and ensure a secure, permanent fit that maintains its structural integrity—no matter which direction the loading occurs or how often.

- Includes instructions
- Water and fire resistant
- Stainless steel

- No. 142-1483** 2 1/4" diameter  
• Sold in packs of 2
- No. 142-1484\*** 2 3/4" diameter

\*For grab bar mounting only

### ONE-WAY MACHINE SCREW

**No. 715-1020**

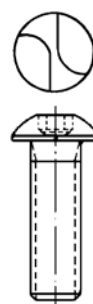
- 10-24 x 1 1/4"
- Chrome-plated
- Sold individually



### ONE-WAY BARREL NUT

**No. 717-1000**

- 10-24
- 3/8" long
- Chrome-plated
- Sold individually



### ONE-WAY SHEET METAL SCREWS

- Stainless steel
- Sold individually

<b>No. 716-0812</b>	8 x 3/4"
<b>No. 716-0816</b>	8 x 1"
<b>No. 716-1016</b>	10 x 1"



### ONE-WAY FASTENER REMOVAL TOOL

**No. 715-1021**

- For easy removal of one-way screws
- 7 1/4" long



### HEX HEAD BOLTS

- Stainless steel
- Sold in quantities of 100

**No. 626-1416** 1/4-20 x 1"  
**No. 626-1424** 1/4-20 x 1 1/2"



### FLAT WASHERS

- Stainless steel
- Sold in quantities of 100

**No. 705-0600** #6  
**No. 705-0800** #8  
**No. 705-1000** #10  
**No. 705-1400** 1/4"



### HEX NUTS

- Stainless steel
- Sold in quantities of 100

**No. 701-0600** 6-32  
**No. 701-0800** 8-32  
**No. 701-1000** 10-24  
**No. 701-1100** 10-32  
**No. 701-1400** 1/4-20



### LOCK WASHERS

- Stainless steel
- Sold in quantities of 100

**No. 707-0600** #6  
**No. 707-0800** #8  
**No. 707-1000** #10  
**No. 707-1400** 1/4"



### ACORN NUT

**No. 714-1000**

- 10-24
- Nickel-plated
- Sold in quantities of 100



### SPEED NUT

**No. 713-1000**

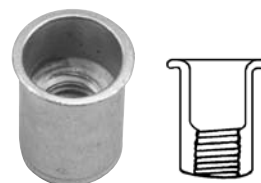
- 10-24
- Zinc-plated
- Sold in quantities of 100



### RIVETS

- Used with rivet gun (No. 142-1237).
- 1/8" diameter rivet with domed head
- Stainless steel
- Sold in quantities of 100

**No. 142-1132** 1/16" to 1/8" range (42)  
**No. 142-1135** 1/8" to 3/16" range (43)  
**No. 142-1138** 3/16" to 1/4" range (44)  
**No. 142-1143** 5/16" to 3/8" range (46)



### THREADED INSERTS

- Provides threaded hole in sheet metal
- Zinc-plated steel
- Sold in quantities of 100

**No. 142-1150** 8-32  
**No. 142-1151** 10-24  
**No. 142-1152** 10-32  
**No. 142-1153** 1/4-20  
**No. 142-1485** 5/16-18

*Note: Threaded inserts are used with insert tool kit (No. 142-1229).*



## STAINLESS STEEL FASTENER KITS

Finally, stainless steel screws, nuts and washers in conveniently packaged kits.  
Each kit contains a unique selection of stainless steel fasteners packed in a plastic case.

### SHORT LENGTH STAINLESS STEEL MACHINE SCREW KIT

No. 799-1000

- Truss head phillips head screws
- Contains 144 pieces of the following items:

QTY.	SIZE
12	6-32 x 1/4"
12	6-32 x 3/8"
12	6-32 x 1/2"
12	8-32 x 1/4"
12	8-32 x 3/8"
12	8-32 x 1/2"
12	10-24 x 1/4"
12	10-24 x 3/8"
12	10-24 x 1/2"
12	10-32 x 1/4"
12	10-32 x 3/8"
12	10-32 x 1/2"



### MEDIUM LENGTH STAINLESS STEEL MACHINE SCREW KIT

No. 799-1001

- Truss head phillips head screws
- Contains 196 pieces of the following items:

QTY.	SIZE
20	6-32 x 1/2"
20	6-32 x 3/4"
20	8-32 x 1/2"
20	8-32 x 3/4"
20	8-32 x 1"
20	10-24 x 1/2"
15	10-24 x 3/4"
10	10-24 x 1"
20	10-32 x 1/2"
15	10-32 x 1"
8	1/4-20 x 3/4"
8	1/4-20 x 1"



### LONG LENGTH STAINLESS STEEL MACHINE SCREW KIT

No. 799-1002

- Truss head phillips head screws
- Contains 99 pieces of the following items:

QTY.	SIZE
15	8-32 x 1"
10	8-32 x 1 1/2"
8	8-32 x 2"
10	10-24 x 1"
8	10-24 x 1 1/2"
6	10-24 x 2"
8	10-32 x 1"
8	10-32 x 1 1/2"
6	10-32 x 2"
6	1/4-20 x 1"
6	1/4-20 x 1 1/2"
4	1/4-20 x 2"



## STAINLESS STEEL FASTENER KITS

Finally, stainless steel screws, nuts and washers in conveniently packaged kits.  
Each kit contains a unique selection of stainless steel fasteners packed in a plastic case.

### SHORT LENGTH STAINLESS STEEL SHEET METAL SCREW KIT

No. 799-1003

- Truss head phillips head screws
- Contains 168 pieces of the following items:

QTY.	SIZE
18	6 x 1/2"
18	6 x 3/4"
18	6 x 1"
18	8 x 1/2"
12	8 x 3/4"
12	8 x 1"
12	10 x 1/2"
12	10 x 3/4"
12	10 x 1"
12	12 x 1/2"
12	12 x 3/4"
12	12 x 1"



### LONG LENGTH STAINLESS STEEL SHEET METAL SCREW KIT

No. 799-1005

- Truss head phillips head screws
- Contains 112 pieces of the following items:

QTY.	SIZE
10	8 x 1"
10	8 x 1 1/4"
10	8 x 1 1/2"
10	8 x 2"*
10	10 x 1"
10	10 x 1 1/4"
10	10 x 1 1/2"
8	10 x 2"
8	12 x 1"
10	12 x 1 1/4"
8	12 x 1 1/2"
8	12 x 2"



### STAINLESS STEEL NUT AND WASHER KIT

No. 799-1004

- Contains 260 pieces of the following items:

QTY.	SIZE
<b>HEX NUTS</b>	
20	6-32
20	8-32
20	10-24
20	10-32
20	1/4-20



#### FLAT WASHERS

QTY.	SIZE
20	#6
20	#8
20	#10
20	1/4"



QTY.	SIZE
<b>LOCK WASHERS</b>	
20	#6
20	#8
20	#10
20	1/4"



## FASTENER KITS

### RETAINING RING KIT

No. 142-1277

- Contains 218 pieces of the following popular diameters:

$\frac{1}{4}$ "	$\frac{1}{2}$ "	$\frac{13}{16}$ "
$\frac{5}{16}$ "	$\frac{9}{16}$ "	$\frac{7}{8}$ "
$\frac{3}{8}$ "	$\frac{5}{8}$ "	1"
$\frac{7}{16}$ "	$\frac{3}{4}$ "	$1\frac{1}{4}$ "



### E-RING KIT

No. 142-1278

- Contains 300 pieces of the following popular diameters:

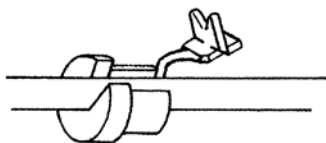
$\frac{1}{16}$ "	$\frac{1}{4}$ "	$\frac{5}{8}$ "
$\frac{1}{8}$ "	$\frac{3}{8}$ "	$\frac{3}{4}$ "
$\frac{3}{16}$ "	$\frac{1}{2}$ "	$\frac{7}{8}$ "



### ELECTRICAL STRAIN RELIEF BUSHING KIT

No. 142-1281

- Contains 188 pieces in 18 popular sizes for flat and round wire




## KITS

**ROLL PIN KIT****No. 142-1279**

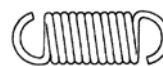
- Contains 204 pieces of the following popular sizes:

$\frac{1}{16}" \times \frac{3}{4}"$	$\frac{1}{4}" \times \frac{7}{8}"$
$\frac{3}{32}" \times 1"$	$\frac{1}{4}" \times 1\frac{1}{4}"$
$\frac{3}{32}" \times 1\frac{1}{4}"$	$\frac{1}{4}" \times 1\frac{1}{2}"$
$\frac{1}{8}" \times \frac{7}{8}"$	$\frac{5}{16}" \times 1\frac{1}{2}"$
$\frac{1}{8}" \times 1\frac{1}{2}"$	$\frac{5}{16}" \times 1\frac{3}{4}"$
$\frac{5}{32}" \times 1"$	$\frac{5}{16}" \times 2\frac{1}{2}"$
$\frac{3}{16}" \times 1"$	$\frac{3}{8}" \times 1\frac{1}{4}"$
$\frac{3}{16}" \times 1\frac{1}{2}"$	$\frac{3}{8}" \times 2\frac{1}{4}"$
$\frac{7}{32}" \times 1\frac{1}{4}"$	

**SPRING KIT****No. 142-1282**

- Contains 156 pieces of the following popular sizes:

COMPRESSION	EXTENSION
$\frac{3}{16}" \times 1"$	$\frac{3}{16}" \times 1\frac{1}{4}"$
$\frac{3}{16}" \times 1\frac{3}{4}"$	$\frac{3}{16}" \times 1\frac{1}{2}"$
$\frac{1}{4}" \times 1"$	$\frac{3}{16}" \times 2\frac{1}{2}"$
$\frac{1}{4}" \times 1\frac{3}{4}"$	$\frac{1}{4}" \times 1\frac{1}{4}"$
$\frac{1}{4}" \times 2\frac{1}{4}"$	$\frac{1}{4}" \times 2"$
$\frac{5}{16}" \times 1\frac{1}{4}"$	$\frac{5}{16}" \times 1\frac{1}{2}"$
$\frac{5}{16}" \times 1\frac{1}{2}"$	$\frac{5}{16}" \times 2\frac{1}{4}"$
$\frac{5}{16}" \times 2\frac{1}{2}"$	$\frac{5}{16}" \times 2\frac{1}{2}"$
$\frac{3}{8}" \times 2"$	$\frac{3}{8}" \times 1\frac{3}{4}"$
	$\frac{3}{8}" \times 2"$

**ALLEN HEAD SET SCREW KIT****No. 142-1280**

- Contains 200 pieces of the following popular sizes:

COARSE THREAD	FINE THREAD
$\frac{1}{8}" \times \frac{3}{16}"$	$\frac{1}{4}" \times \frac{1}{4}"$
$\frac{3}{16}" \times \frac{1}{4}"$	$\frac{5}{16}" \times \frac{3}{8}"$
$\frac{5}{32}" \times \frac{3}{16}"$	$\frac{3}{8}" \times \frac{3}{8}"$
$\frac{1}{4}" \times \frac{1}{4}"$	
$\frac{1}{4}" \times \frac{3}{8}"$	
$\frac{5}{16}" \times \frac{3}{8}"$	
$\frac{5}{16}" \times \frac{1}{2}"$	
$\frac{3}{8}" \times \frac{3}{8}"$	
$\frac{3}{8}" \times \frac{1}{2}"$	







### PLASTIC STORAGE BOXES

- 8 1/4" L x 4 1/2" W x 1 3/8" H (210mm x 114mm x 35mm)
- Clear plastic

**No. 280-1032** 6-compartment

**No. 280-1033** 12-compartment

**No. 280-1054** 12-compartment

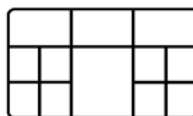
**No. 280-1031** 18-compartment



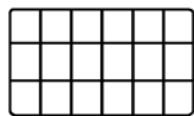
**No. 280-1032**




**No. 280-1033**



**No. 280-1054**



**No. 280-1031**




### HEAVY-DUTY STORAGE BOXES

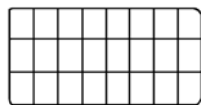
- Break resistant clear plastic material with metal hinges will provide years of rough service use
- 12 1/4" L x 6 1/8" W x 1 1/2" H (311mm x 156mm x 38mm)
- Clear plastic

**No. 280-1030** 6-compartment


**No. 280-1029** 24-compartment



**No. 280-1030**




**No. 280-1029**



### WIRE TIES

- 1/16" (2mm) minimum bundle diameter
- Sold in quantities of 100

ITEM No.	LENGTH	MAXIMUM BUNDLE DIA.
<b>253-1112</b>	8 3/16" (208mm)	2" (51mm)
<b>253-1113</b>	11 1/2" (292mm)	3 1/16" (78mm)



### NYLON HOOK AND LOOP STRIPS

Versatile strips can be used to solve an unlimited number of problems: use them for holding just about anything to anything. Both hook and loop strips with adhesive backs are provided. Attach the adhesived sides together and you have a reusable tape strip that can be used to wrap or store a large variety of items.

**No. 280-1046**

- 3" long x 1" wide (914mm x 25mm) strips



### MULTI-PURPOSE TOOL

**No. 142-1428**

- 12 tools in one
- Includes: needle nose pliers with wire cutters, 3 standard head screwdrivers, 1 Phillips head screwdriver, 2 1/2" (64mm) knife blade, can opener, file, ruler, awl/punch, fish scaler, bottle opener
- Stainless steel with impact resistant plastic handle
- Leather case



### HEX KEY SET

**No. 142-1014**

- 9 key sizes:  
5/64", 3/32", 7/64", 1/8", 9/64", 5/32", 3/16", 7/32", 1/4"
- Rust resistant
- Hardened steel



### TAPE MEASURES

- Metric and SAE measurements
- Chrome-plated plastic cases with blade locks

**No. 142-1273** 12' x 1/2" (3658 x 13mm)

**No. 142-1274** 25' x 1" (7620mm x 25mm)



## RIVET GUN

**No. 142-1237**

- Heavy-duty rivet gun
- Sets rivet diameters of  $\frac{3}{32}$ ",  $\frac{1}{8}$ ",  $\frac{5}{32}$ ",  $\frac{3}{16}$ "



## RIVETS

- $\frac{1}{8}$ " diameter rivet with domed head
- Stainless steel
- Sold in quantities of 100

**No. 142-1132**  $\frac{1}{16}$ " to  $\frac{1}{8}$ " range (42)

**No. 142-1135**  $\frac{1}{8}$ " to  $\frac{3}{16}$ " range (43)

**No. 142-1138**  $\frac{3}{16}$ " to  $\frac{1}{4}$ " range (44)

**No. 142-1143**  $\frac{5}{16}$ " to  $\frac{3}{8}$ " range (46)



## CASTER WRENCH KIT

**No. 142-1506**

- For attaching and tightening stem casters to equipment
- Includes 3 "flat" steel wrenches:  $1\frac{1}{16}$ " open,  $\frac{1}{16}$ " hex head, and  $\frac{3}{4}$ " hex head



## 6-IN-1 RATCHET SCREWDRIVER

**No. 142-1559**

- Features forward and reverse ratcheting adjustment collar, and reversible double-ended driver
- Includes  $\frac{3}{16}$ ",  $\frac{1}{4}$ " nut drivers;  $\frac{3}{16}$ ",  $\frac{1}{4}$ " flat bits; #1, #2 Phillips bits



## ANGLING RATCHET SCREWDRIVER

**No. 142-1560**

- Hinged driver locks in either straight or angled positions
- Features forward and reverse ratcheting adjustment collar
- Includes  $\frac{3}{16}$ ",  $\frac{1}{4}$ ",  $\frac{9}{32}$ ",  $\frac{5}{16}$ ",  $1\frac{1}{32}$ "  $\frac{3}{8}$ ",  $\frac{7}{16}$ ",  $\frac{1}{2}$ " nut drivers;  $\frac{3}{16}$ ",  $\frac{1}{4}$ ",  $\frac{9}{32}$ " flat bits; #1, #2, #3 Phillips bits; T10, T15, T20, T25 Torx® bits



## CALIBRATION SCREWDRIVER

**No. 142-1267**

- Small blade for adjusting electric thermostats
- With pocket clip
- $5\frac{1}{4}$ " (133mm) overall length



## 4-IN-1 SCREWDRIVER

**No. 142-1015**

- Contains  $\frac{3}{16}$ " and  $\frac{5}{32}$ " flat bit, #1 and #2 Phillips bit



## 10-IN-1 SCREWDRIVER

**No. 142-1450**

- Contains  $\frac{3}{16}$ " and  $\frac{1}{4}$ " flat bits, #1 and #2 Phillips bits, T15 and T20 Torx® bits, #1 and #2 square recess bits,  $\frac{1}{4}$ " and  $\frac{5}{16}$ " nut drivers
- Chrome/nickel-plated tube
- Oversized handle



## TAMPERPROOF TORX® SCREWDRIVER

**No. 142-1522**

- For use with hinged floor drain grates
- Fits size T-20 screws with tamperproof heads
- Non-removable tip





**WIRE BRUSH****No. 142-1089**

- 10" (254mm) overall length
- Hardwood handle

**STAINLESS STEEL WIRE BRUSH****No. 142-1339**

- 7 $\frac{5}{8}$ " (194mm) overall length
- Hardwood handle

**STAINLESS STEEL WIRE BRUSH****No. 142-1338**

- 10 $\frac{1}{4}$ " (260mm) overall length
- Hardwood handle

**STAINLESS STEEL WIRE BRUSH****No. 142-1337**

- 14" (356mm) overall length
- Hardwood handle

**DRILL BIT SETS FOR STAINLESS STEEL**

- Jobber length
- High speed steel
- Metal storage case

ITEM No.	SIZE RANGE	NUMBER OF DRILLS
142-1109	$\frac{1}{16}$ " to $\frac{1}{4}$ " by 64ths	13
142-1110	$\frac{1}{16}$ " to $\frac{1}{2}$ " by 32nds	15
142-1077	$\frac{1}{16}$ " to $\frac{1}{2}$ " by 64ths	29
142-1078	Number sizes 1 to 60	60

**GAUGE GLASS CUTTER****No. 142-1228**

- Cuts gauge glass and glass tubing quickly and easily

**DRILL BITS FOR STAINLESS STEEL**

- 135° split point
- High speed steel

**SHORT LENGTH FOR SHEET METAL**

No. 142-1247	$\frac{3}{32}$ " diameter
No. 142-1245	$\frac{1}{8}$ " diameter
No. 142-1354	$\frac{5}{32}$ " diameter
No. 142-1246	$\frac{3}{16}$ " diameter
No. 142-1243	$\frac{1}{4}$ " diameter
No. 142-1250	$\frac{5}{16}$ " diameter
No. 142-1248	$\frac{3}{8}$ " diameter
No. 142-1241	$\frac{1}{2}$ " diameter

**DOUBLE-ENDED DRILL BITS FOR STAINLESS STEEL**

- 135° split point
- High speed steel

No. 142-1255	$\frac{1}{8}$ " diameter
No. 142-1257	$\frac{3}{16}$ " diameter
No. 142-1254	$\frac{1}{4}$ " diameter
No. 142-1256	# 30

**TAPS FOR STAINLESS STEEL**

- High speed steel

No. 142-1272	8-32 thread
No. 142-1269	10-24 thread
No. 142-1270	10-32 thread
No. 142-1355	$\frac{1}{4}$ -20 thread

## TOOLS



### BOX JOINT PUMP PLIERS

No. 142-1558

- 7-position self-gripping jaw
- 12" (305mm) overall length



### OETIKER CLAMP PLIERS

No. 142-1123

- For crimping slide on clamps



### ACID BRUSH

No. 142-1289



### INSPECTION MIRROR

*Non-inverted image!*

No. 142-1481

- Optical quality glass prism provides non-inverted image
- Shock resistant plastic housing
- Multiple joints allow access to even the toughest spots
- Convenient pocket clip
- Extends to 16" (406mm)



### 6-IN-1 TAPPING TOOL

Six taps in one handy tool. Ideal for cleaning up threads or making new ones.

No. 142-1016

- Thread sizes: 6-32, 8-32, 10-24, 10-32, 12-24, 1/4-20
- High carbon steel taps



### FLARING TOOL

No. 142-1013

- One-piece tool allows quick and easy flaring of 6 common tubing sizes
- For use with the following tubing: aluminum, annealed brass, copper, stainless steel, steel, and others
- Heavy-duty construction
- Adjustable gripping pressure
- Rotate the clamp blocks to flare 3/16", 1/4", 5/16", 3/8", 1/2", 5/8" OD tubing



### SMALL RADIUS TUBING CUTTER

No. 142-1216

- Only requires 1 1/4" radius
- For 1/8" to 7/8" OD tubing



### EXTENDIBLE INSPECTION MIRROR

No. 142-1017

- All-angled ball joint swivel
- Stainless steel mirror back
- Fits in pocket and includes clip
- 1 1/2" (32mm) round mirror
- Folded: 5 1/2" (140mm) and extends to: 18 1/2" (470mm)
- Magnetic handle

**MICROWAVE TESTER****No. 142-1557**

- Checks wattage level in microwaves
- Range of 0-1816 watt

**DIGITAL MULTIMETER****No. 142-1439**

- For measuring voltage, amperage, resistance, continuity, and diode
- 30 ranges and 7 functions
- Large 1" (25mm) high LCD display
- Surge voltage protection
- Data hold
- Continuity buzzer
- Meets IEC safety standards
- Includes 9 volt battery, rubber boot and test leads

**No. 253-1242** Replacement 9 volt battery**DIGITAL CLAMP-ON TESTER****No. 142-1440**

- For measuring voltage, amperage, resistance and continuity
- 6 ranges and 5 functions
- 1/2" (13mm) high LCD display
- Data and peak hold
- Continuity buzzer
- Meets UL and IEC safety standards
- Includes 2 AAA batteries, carrying case, and test leads


**No. 253-1243** Replacement AAA battery

## SATISFACTION GUARANTEED

If you are not completely satisfied with an item for any reason, simply call us within 60 days of the invoice date. We will issue a Return Merchandise Authorization (RMA) number, and you can return the item for credit.

THERE WILL BE NO RESTOCKING CHARGE  
ON STOCK ITEMS.

In some cases, non-stock items will be subject to a restocking charge or may not be returnable.  
Custom-made items are not returnable.

**WIRE MARKER TAPE  
AND DISPENSER****No. 142-1021**

- Compact, lightweight, durable
- Refillable
- Contains 10 rolls of tape numbered 0-9

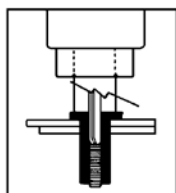
## TOOL KITS

### THREADED INSERT TOOL KIT

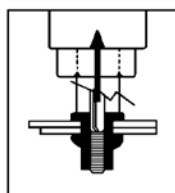
Ideal for installing refrigerator hardware or anything requiring a flush threaded mounting in sheet metal. When properly installed, these inserts are guaranteed not to pull out or shake loose.

#### No. 142-1229

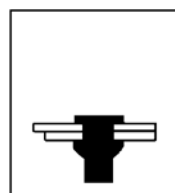
- Installs in sheet metal from .020" to .200" thick
- Metal storage case
- Kit includes: Insert gun No. 142-1236  
6-32 insert head No. 142-1234  
8-32 insert head No. 142-1235  
10-24 insert head No. 142-1230  
10-32 insert head No. 142-1231  
1/4-20 insert head No. 142-1232  
5/16-18 insert head No. 142-1233



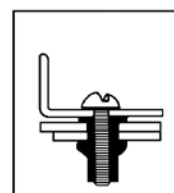
Place insert in gun and put into pre-drilled hole.



Tool sets insert into hole by crimping non-threaded portion of insert.



Insert is now permanently attached with a 360° contact fit.



Deep threads provide a stronger mount than sheet metal screws.

### INSERT GUN

#### No. 142-1236

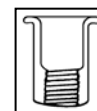
### INSERT HEADS

- No. 142-1235** 8-32
- No. 142-1230** 10-24
- No. 142-1231** 10-32
- No. 142-1232** 1/4-20

### THREADED INSERTS

- Zinc-plated steel
- Sold in quantities of 100

- No. 142-1150** 8-32 thread
- No. 142-1151** 10-24 thread
- No. 142-1152** 10-32 thread
- No. 142-1153** 1/4-20 thread
- No. 142-1485** 5/16-18 thread



### METAL PUNCH KIT

#### No. 142-1051

- Punches steel, copper, aluminum, and plastic up to 14 gauge
- Punches 7 hole sizes:  
3/32", 1/8", 5/32", 3/16", 7/32", 1/4", 9/32"
- Plastic storage case



### HOLE SAW KIT

#### No. 142-1050

- For use on aluminum, fiberglass, plastic, steel, tin and wood
- Kit includes hole saw sizes:  
7/8", 1 1/8", 1 3/8", 1 3/4", 2", 2 1/2" and 3 arbors
- Plastic storage case
- Greenlee no. 830

## SHARPENERS



**BEST QUALITY  
IN FOODSERVICE**



### ACCUSHARP® KNIFE SHARPENER

*Give your knives a razor-sharp edge in seconds.*

#### No. 280-1216

- Diamond-honed tungsten carbide sharpening blades for an excellent sharpened finish
- Reversible blades have a total expected life of 2 to 3 years under normal commercial use
- Durable plastic with tough, polypropylene, full finger guard

#### No. 280-1610 Display box

- Comes preloaded with 36 Accusharp® knife sharpeners and assembled for countertop use
- Floor stand display requires some assembly
- 41½" H x 14" W x 12" D (1054mm x 356mm x 305mm) overall dimensions

#### No. 280-1217 Replacement blade set

*Caution: Do not use sharpener with finger guard removed.  
Serious injury may result.*



### CUSTOM IMPRINTED ACCUSHARP® KNIFE SHARPENER

#### No. 300-1061 Custom imprinted knife sharpener

There is a one-time imprint setup charge. The charge varies according to the complexity of the imprint. Call for details.

### SHEAR SHARP® SCISSOR SHARPENER

#### No. 280-1229

- Sharpens scissors, shears, and snips
- Diamond-honed tungsten carbide sharpening blades for an excellent sharpened finish
- Reversible blades have a total expected life of 2 to 3 years under normal commercial use
- Durable plastic with tough, polypropylene, full finger guard



**GET OUT OF THE  
"STONE AGE"®**



### ADJUSTABLE DEBURRING TOOL

**No. 142-1052**

- Removes the burrs on sheet metal after cutting
- Ideal for stainless steel
- Eliminates time wasted by filing
- Adjustable for all gauges of sheet metal




### SHEET METAL MARKING PENCILS

- Specifically designed for layout work on stainless steel

**No. 142-1053** Black

**No. 142-1054** Red




### FAN BLADE/BLOWER WHEEL PULLER

Specifically designed to safely remove frozen fan blades and blower wheels from motor shafts.

**No. 142-1451**

- Can be used on up to  $\frac{3}{8}$ " belt drive and  $\frac{1}{2}$ " direct drive motor shafts
- Sight holes provided for proper alignment
- Saves time and money
- Easy-to-follow instructions included
- A must for every toolbox




### LEVER/TWIST WASTE TOOL

Heavy-duty tool for removing or installing lever and twist wastes with  $2\frac{3}{4}$ " or  $3\frac{1}{8}$ " slots. Works for both 3" and  $3\frac{1}{2}$ " sink openings.

**No. 142-1113**

- Stainless steel

*Note: Cannot be used on T & S Brass twist and lever wastes.*



### PANEL LIFTING TOOLS

This unique tool is designed so two people can easily lift and carry one or more large panels. The tool can be positioned anywhere on the panels to allow comfort when carrying, regardless of any difference in height.

- Automatically clamps to one or more panels as the tool is lifted
- Use with walk-in panels, doors, steel, framed windows, plywood, gypsum board, or just about any large panel
- No weight limit—will hold any liftable weight
- Plastic-coated forged steel
- Sold in pairs

**No. 142-1452** For panels  $\frac{1}{4}$ " to  $4\frac{1}{2}$ " (6mm to 114mm) thick

**No. 142-1460** For panels up to  $5\frac{1}{2}$ " (140mm) thick





### PRESSURE GAUGES

- Bottom mount
- 2" dial
- 1/4" NPT male

**No. 133-1139** 0-30 PSI range  
**No. 133-1138** 0-60 PSI range  
**No. 133-1136** 0-100 PSI range



### PRESSURE TEMPERATURE GAUGE

**No. 133-1161**

- 2 1/16"
- 80° to 320°F (27° to 160°C)
- 0-200 PSI range
- 1/2" NPT



### GAS PRESSURE TEST KITS

- Special nipple allows easy connection to manifold
- Easily and accurately measures gas pressure
- Plastic storage case

**No. 142-1218** 0" to 35" of water column scale  
**No. 142-1421** 0" to 15" of water column scale



### PIN VISE

**No. 142-1214**

- Ideal for holding orifice drills and reamers
- Provides a better grip and more turning power



### ADJUSTABLE ORIFICE DRILLS

- Convenient and easy to use with number sizes printed on tool shank
- Simply slide to required size and lock in place
- Steel blade with aluminum handle

**No. 142-1341** #31-#52  
**No. 142-1340** #50-#80



### REAMER

**No. 142-1211**

- 3/32" diameter



### ORIFICE DRILL KIT

**No. 142-1212**

- Set contains 41 drill sizes #40 through #80 and tapered broach
- All drills are permanently bonded into brass handles
- Natural and LP gas conversion chart included
- Plastic storage case



### BURNER PORT TIP CLEANER SET

**No. 133-1442**

- For cleaning gas port holes on various burners
- Nine 2" (51mm) long tip cleaners in different diameters



### WATER-TYPE MANOMETER

**No. 142-1217**

- For measuring gas pressure
- 0" to 16" of water column scale
- Tubing included



### GAS SHUT-OFF WRENCH

**No. 142-1535**



- Accommodates a variety of gas line shut-offs
- 10 1/8" x 1 1/4" (257mm x 32mm)
- Black enameled cast iron



### EXTENDIBLE MATCH HOLDER

**No. 142-1215**

- Ideal for lighting pilots
- Extends from 6" to 24" (152mm to 610mm)
- With pocket clip



## THE **Unclutchable**™ Blender Clutch Removal Tool

Just the thing to grip and hold blender clutches for quick and easy removal.

**No. 142-1468**

- For removal of base clutches and container couplings
- For use with Hamilton Beach and Waring blenders



## **FLEXIBLE SAFETY GOGGLES**

**No. 142-1100**

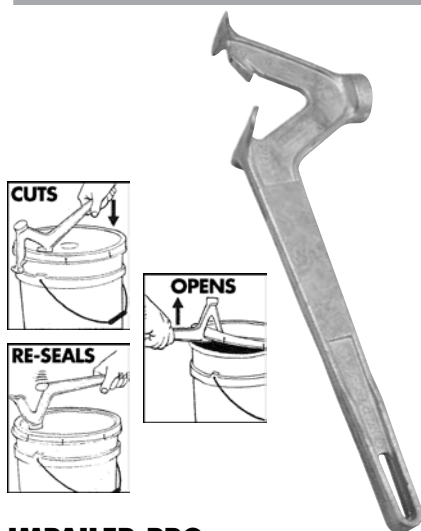
- Ventilated to reduce fogging
- Fits contours of face
- Meets ANSI and OSHA requirements
- One size fits all



## **FACE MASK**

**No. 142-1548**

- Adjustable nose bridge and 2 elastic bands
- NIOSH approved
- Box of 20



## **MULTI-PURPOSE BUCKET OPENER**

**No. 142-1441**

- Opens plastic buckets, metal buckets, and paint cans
- Cuts lid flanges on plastic buckets safely without a knife
- Convenient hole for hanging
- Tempered steel with plastic-coated handle

## **IMPAILER PRO BUCKET OPENER**

Perfect tool for cutting, opening, and resealing. Saves time and effort, reduces spoilage, and replaces more dangerous methods of dealing with plastic pails—requiring little effort!

**No. 142-1518**

- For 2–5 gal (8–19L) plastic containers or pails of any size
- Convenient hole for hanging
- Aluminum

## **PLASTIC FUNNEL**

**No. 142-1073**

- 8" (203mm) diameter
- 3/8" (10mm) outlet



## **BUCKET OPENER**

**No. 142-1359**

- Opens plastic pails quickly and easily
- Will not distort or damage the container
- Heavy-duty plastic



## **X-TRA SAFE E® SAFETY UTILITY KNIFE**

**No. 133-1331**

- Trigger-activated knife guard allows one cut at a time
- Box tape cutting edge
- Ergoflow handle is lightweight, non-fatiguing, and comfortable
- High-impact yellow plastic with surgical stainless steel knife



## **KLEVER KUTTER™ BOX CUTTER by SAN JAMAR®**




*A clever solution for employee safety.*

**No. 150-6037**

- Recessed blade design prevents injuries and damage to contents
- Dishwasher safe
- Stainless steel blade with red plastic grip
- Pack of 3





### ANTI-SLIP SAFETY TAPE


- Ideal for walk-in boxes
- Black grit material with adhesive back can be used indoors or outdoors
- For wood, concrete or metal surfaces

#### SHORT LENGTH

**No. 280-1180** 6" x 2' (152mm x 610mm)

#### ROLLS

- No. 280-1041** 1" W x 60' (25mm x 18M)
- No. 280-1042** 2" W x 60' (51mm x 18M)
- No. 280-1182** 3" W x 60' (76mm x 18M)
- No. 280-1043** 4" W x 60' (102mm x 18M)
- No. 280-1183** 6" W x 60' (152mm x 18M)



### MOP-TOP® ANTI-SLIP SAFETY TAPE

Sponges and string-style mops easily glide over tape for faster clean-up. Minimizes fraying and disintegration of sponges and mops.

#### No. 280-1495

- 2" W x 60' L (51mm x 18M) roll
- For wood, concrete, or metal surfaces
- Black grit material with adhesive back can be used indoors or outdoors



### ANTI-SLIP PAD

#### No. 280-1239

- For use on 6" (152mm) square floor tiles
- Self-adhesive backing
- 5½" x 5½" (140mm x 140mm)
- Sold individually



### ANTI-SLIP SURE TRACTION SPRAY

#### No. 143-1086

- For tile, concrete, linoleum, wood, steel, etc.
- Easy to apply
- Quick drying
- Long lasting (up to 6 months)
- Synthetic grit contains no sharp edges
- Helps meet OSHA requirements
- For indoor or outdoor use
- 12 oz (340g) can
- Covers approximately 21 to 23 square feet (2 square meters) per can

**Aerosol cans cannot ship by air.**



### PVC ELECTRICAL TAPE



#### No. 142-1276

- ¾" x 60' (19mm x 18M)



### FIBERGLASS TAPE

#### No. 142-1168

- For high temperature wiring
- Rated to 266°F (130°C)
- ½" x 66' (13mm x 20M)



### FOAM INSULATION TAPE

#### No. 124-1020

- Designed to prevent condensation on pipes and tubing
- Adhesive-backed
- Withstands temperatures from -20° to 180°F (-29° to 82°C)
- ⅛" thick x 2" wide x 30' (3mm x 51mm x 9M)



### SELF-STICKING WARNING STRIPES

#### No. 280-1027

- Mark hazardous areas without painting
- Black and yellow stripes
- 2" x 18 yd (51mm x 16M)



### DUCT TAPE

#### No. 280-1093

- 2" x 60 yd (51mm x 55M)



### MASKING TAPE

- 60 yd (55M)

**No. 142-1284** 1" (25mm) wide

**No. 142-1285** 2" (51mm) wide

### TEFLON® TAPE

#### No. 117-1034

- ½" x 520' (13mm x 13M)
- The most economical tape available





### ZINC GALVANIZE SPRAY

**No. 143-1027**

- A hard zinc coating that bonds itself to the surface of metals
- Resistant to salt spray; protects against rust and corrosion



### SPRAY PAINTS

- No. 143-1042** Chrome aluminum
- No. 143-1044** Flat black
- No. 143-1045** Primer gray
- No. 143-1046** Gloss black
- No. 143-1048** Dark gloss gray



### SCRUBS® CLEANING AND POLISHING CLOTHS

**No. 143-1094**

- Cleans, polishes, and protects brass, chrome, stainless steel, and fiberglass
- Premoistened with a low ammonia polishing formula
- Non-scratching abrasive cloth
- Resealable package of eighteen 11" x 8" (280mm x 203mm) cloths



### STAINLESS STEEL SPRAY PAINT

**No. 143-1043**

- Provides a hard, beautiful, satin finish that resists abrasion and impact
- Tough, scrubbable, durable; excellent for surfaces that are subject to punishment
- Rated to 500°F (260°C)



### SPRAY PAINT

**No. 143-1041**

- Gloss white



### FLITZ® LIQUID POLISH

**No. 143-1077**

- Cleans, polishes and seals to let shine last longer
- Works on aluminum, bronze, chrome, copper, fiberglass, gold, plastic, silver, and stainless steel
- Non-flammable and non-toxic
- 7.6 oz (225ml) bottle



### HIGH TEMPERATURE ALUMINUM PAINT

**No. 143-1051**

- Rated to 1000°F (538°C)



### RUST PREVENTIVE ENAMEL PAINT

**No. 143-1047**

- Silver hammered finish



### HIGH TEMPERATURE BLACK PAINT

**No. 143-1050**

- Rated to 1200°F (649°C)



### FLITZ® PASTE METAL/PLASTIC POLISH

**No. 143-1008**

- Cleans, polishes and seals to let shine last longer
- Works on aluminum, bronze, chrome, copper, fiberglass, gold, plastic, silver, and stainless steel
- Non-flammable and non-toxic
- 1.76 oz (50g) tube

**Aerosol cans cannot  
ship by air.**





### SILICONE SEALANTS

- 10.3 oz (305mL) cartridge
- Rated from -80° to 302°F (-62° to 150°C) in food contact areas
- Rated from -80° to 400°F (-62° to 204°C) in non-contact areas
- FDA approved

**No. 143-1053** Clear  
**No. 143-1054** Aluminum  
**No. 143-1056** White



### HIGH TEMPERATURE RED SILICONE SEALANT

**No. 143-1055**

- 10.3 oz (305mL) cartridge
- Rated to 500°F (260°C)
- FDA approved



### EPOXY PUTTY

Mixes like putty, hardens like steel; it can be sawed, drilled, and tapped. Works on most metals, on wood, masonry, ceramics, glass, plastic, or porcelain. Sets in 5 minutes—even under water. The one-piece formula leaves no leftovers and no mess.

- 4 oz (114g) tube

**No. 142-1128** Gray/green  
**No. 142-1437** Aquamend

### SILICONE SEALANT



**No. 143-1057**

- 3 oz (89mL) tube
- Rated from -60° to 450°F (-51° to 232°C)
- Clear



### HIGH TEMPERATURE SILICONE SEALANT

**No. 127-1060**

- 2.8 oz (83mL) tube
- Rated to 400°F (204°C)
- Gray



### LIQUID WELD EPOXY

**No. 143-1065**

- Super strong bond will attach or seal just about anything
- Can be machined
- Waterproof
- Epoxy adhesive
- Each tube 1 oz (28g)

### FOOD GRADE LUBRICANT



**No. 143-1107**

- Includes 12 cans of Food Grade Lubricants:  
 4 cans of Food Grade Grease (No. 143-1102)  
 4 cans of Food Grade Oil (No. 143-1103)  
 4 cans of Food Grade Silicone (No. 143-1104)
- Pre-assembled Point of Purchase display



**Aerosol cans cannot ship by air.**

## LUBRICANTS

### FOOD GRADE SILICONE SPRAY

No. 143-1104

- Ideal for foodservice equipment
- Rated from -40° to 285°F (-40° to 141°C)
- 11 oz (311g)



### HIGH TEMPERATURE LUBRICANT

No. 189-1043

- Fire resistant
- Withstands temperatures to 540°F (282°C)
- 4 oz (118mL) bottle



### SILICONE RELEASE AGENT SPRAY

No. 143-1061

- Ideal for foodservice equipment
- Colorless, heat stable and unaffected by water
- USDA authorized
- Rated from 350° to 600°F (177° to 316°C)
- 20 oz (568g)



### FOOD GRADE GREASE SPRAY

No. 143-1102

- Ideal for foodservice equipment
- Rated from 0° to 450°F (18° to 232°C)
- 10 oz (283g)



### FOOD GRADE SPRAY LUBRICANT

No. 143-1062

- Ideal for foodservice equipment
- Odorless, tasteless, non-toxic
- USDA authorize
- 9 oz (255g)



### HIGH HEAT GRAPHITE GREASE

No. 143-1038

- Ideal for gas valves
- Resistant to breakdown caused by natural, LP and butane gases
- Withstands temperatures up to 185°F (85°C)
- 2 oz (57g) tube



### FOOD GRADE OIL SPRAY

No. 143-1103

- Ideal for foodservice equipment
- Rated from -40° to 250°F (-40° to 121°C)
- 16 oz (453g)



### FOOD GRADE LUBRICATING OIL

No. 143-1073

- For use on food processing and dairy machinery
- Colorless, odorless, tasteless, non-toxic
- USDA rated H1 for use in and around food processing areas
- 4 oz (118mL) squeeze bottle



### FOOD GRADE GREASE

No. 143-1063

- Ideal for foodservice equipment
- Odorless, tasteless, non-toxic
- Rated from -15° to 210°F (-26° to 99°C)
- 4 oz (113g) tube



### LUBRICATING SILICONE AEROSOL SPRAY

No. 143-1074

- Colorless, tasteless, and non-toxic
- USDA rated H1 for use in and around food processing areas
- 11 oz (311g) can



### FOOD GRADE GREASE

No. 143-1064

- Ideal for foodservice equipment
- Odorless, tasteless, non-toxic
- Rated from -15° to 210°F (-26° to 99°C)
- 12 oz (340g) cartridge



### HIGH TEMPERATURE FOOD GRADE GREASE

No. 143-1089

- Ideal for foodservice equipment
- Odorless, tasteless, non-toxic
- Rated from -10° to 500°F (-23° to 260°C)
- 14 oz (397g) cartridge



**Aerosol cans cannot ship by air.**